



STATISTICAL REPORT

2014 - 2015



LEARNING ABROAD

GLOBAL ENGAGEMENT | THE UNIVERSITY OF UTAH

Union Room, 159 - 801.581.5849 - www.learningabroad.utah.edu

STATISTICAL REPORT

2014 - 2015

INTRODUCTION

The 2014-2015 Academic Year was an exciting time for Learning Abroad at the University of Utah (The U). The U made a number of advancements in student participation, program offerings, and curriculum integration. Even at the state level, the U has been extremely successful in promoting Learning Abroad to its students. The information in this report provides a snapshot of our progress.

Despite an 8% drop in participation across Utah in 2013-2014¹, Learning Abroad participation at the University of Utah increased 18% over the past two years.

To get you started, here are some interesting facts about Learning Abroad :

- Despite a decline nationally in 2013-2014¹, participation in mid-length and long term programs increased 115% at the U.
- In 2014-2015, 34% of Learning Abroad students at the U are members of student groups that are underrepresented nationally in Learning Abroad Programs.
- The highest increase in participation by program type was in affiliate programs; which had a 118% increase over 2013-2014.

LIMITATIONS

The data in this report relates to the programs listed on the Learning Abroad website and is not representative of all international activities at the University of Utah. As you read the report, please keep in mind that, due to cross listed programs, dual majors, traveling programs, and other individual factors, some statistics will exceed the total number of programs offered and the total number of students. If you have any questions about the information provided in this report, please contact Learning Abroad at 801-581-5849. Thank you for your interest in Learning Abroad at the University of Utah!

¹Farrugia, C.A. & Brandari, R. (2013). Open Doors 2013 Report on International Educational Exchange. New York: Institute of International Education.

FAST FACTS

This section provides a basic snapshot of Learning Abroad activities at the University of Utah during the 2014-2015 Academic Year.



688 PARTICIPANTS



154 ACTIVE PROGRAMS



80 MAJORS



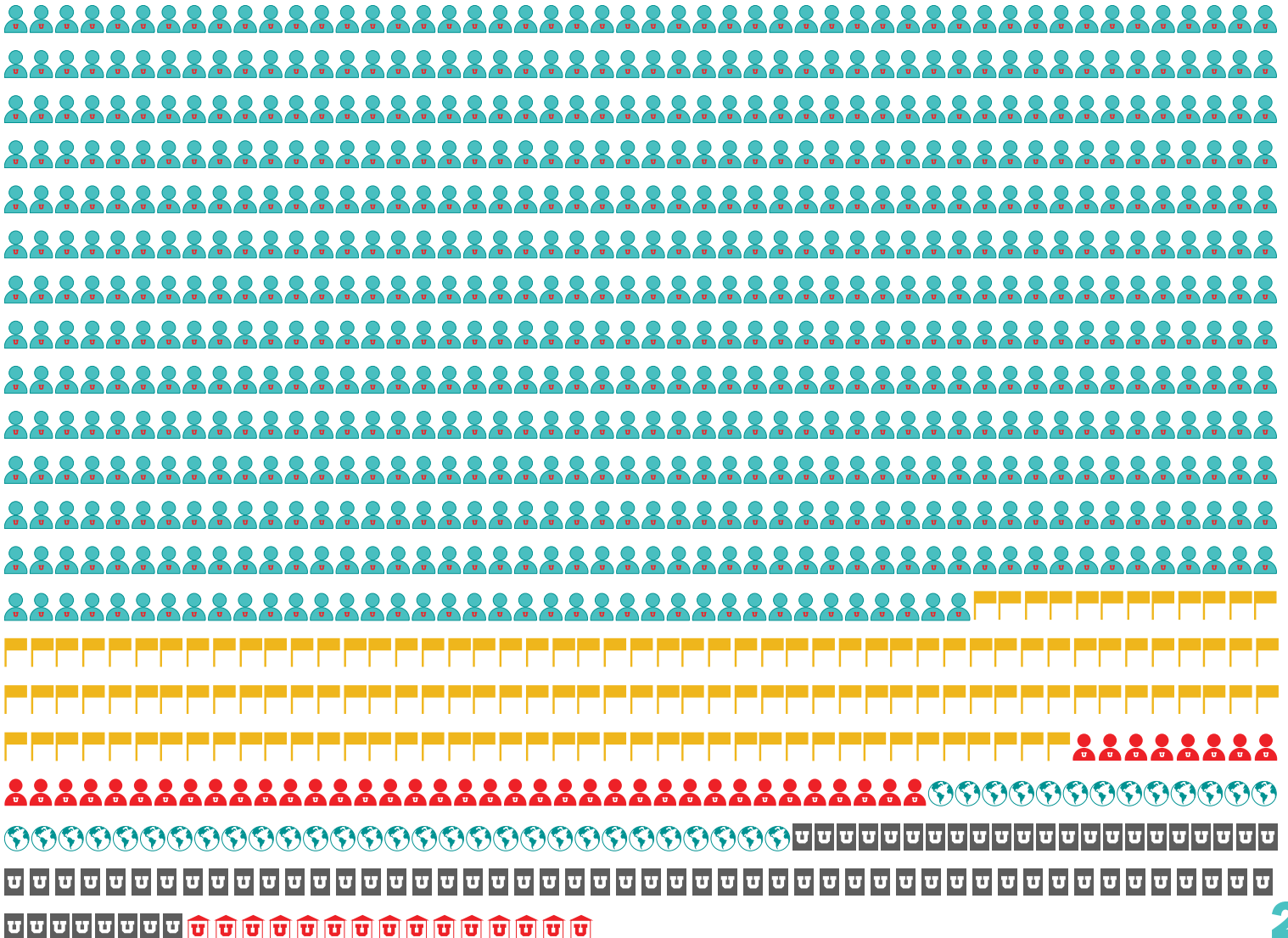
45 U OF U FACULTY



41 COUNTRIES



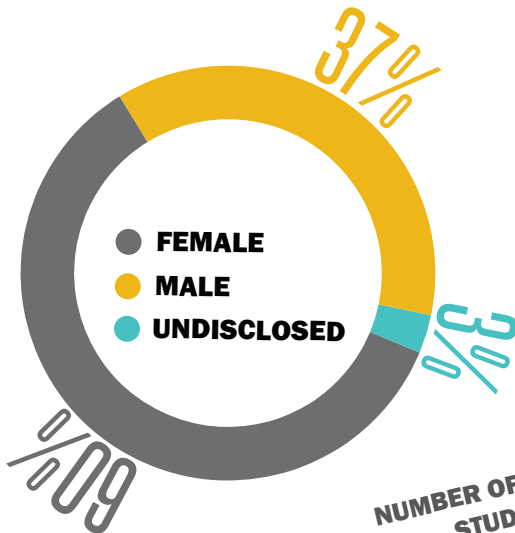
15 COLLEGES/SCHOOLS



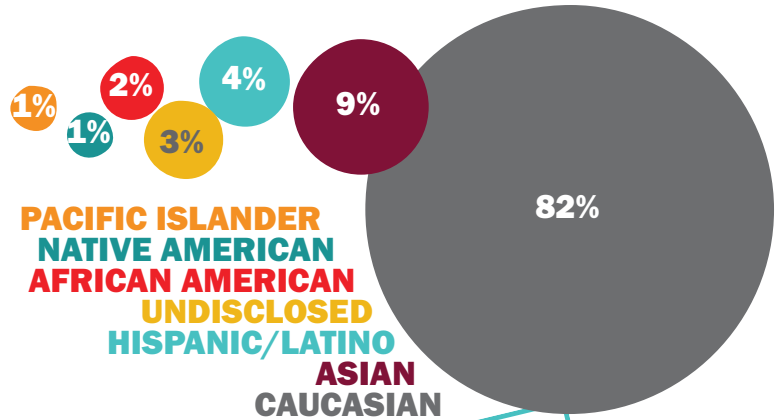
STUDENT PROFILE

Learning Abroad provides support for students from across the University. In 2014-2015, our students represented a variety of demographic groups from all class standings. Additionally, Learning Abroad had significant success reaching underrepresented student groups and first-generation college students.

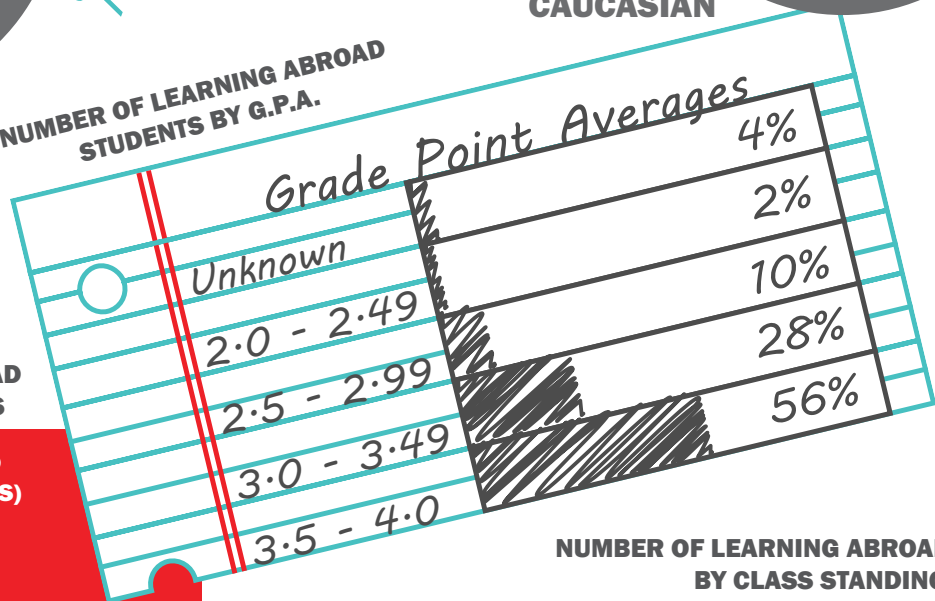
PERCENTAGE OF LEARNING ABROAD STUDENTS BY GENDER



PERCENTAGE OF LEARNING ABROAD STUDENTS BY ETHNICITY



NUMBER OF LEARNING ABROAD STUDENTS BY G.P.A.



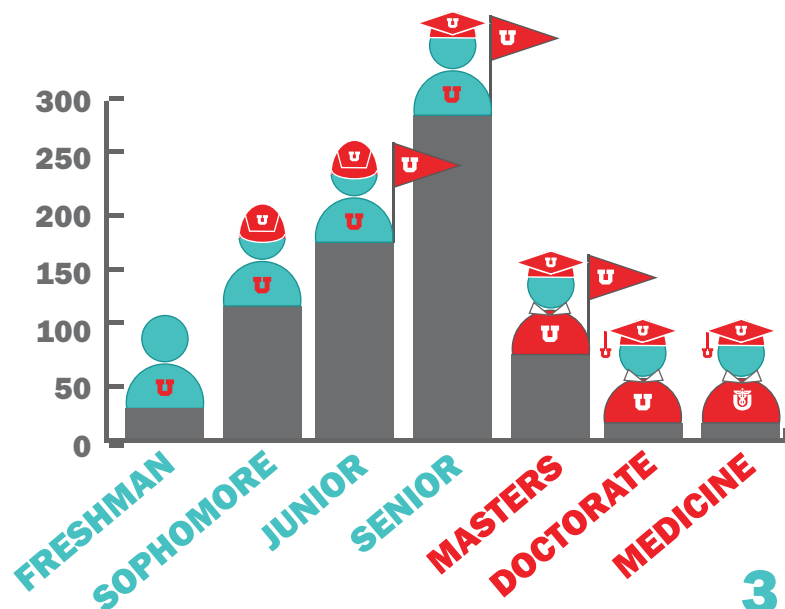
PERCENTAGE OF LEARNING ABROAD STUDENTS BY DIVERSITY GROUPS

100% OF TOTAL LEARNING ABROAD PARTICIPANTS (688 STUDENTS)

34% OF TOTAL PARTICIPANTS REPRESENT UNDERREPRESENTED GROUPS

23% OF TOTAL PARTICIPANTS REPRESENT FIRST-GENERATION COLLEGE STUDENTS

NUMBER OF LEARNING ABROAD STUDENTS BY CLASS STANDING



LOCATIONS

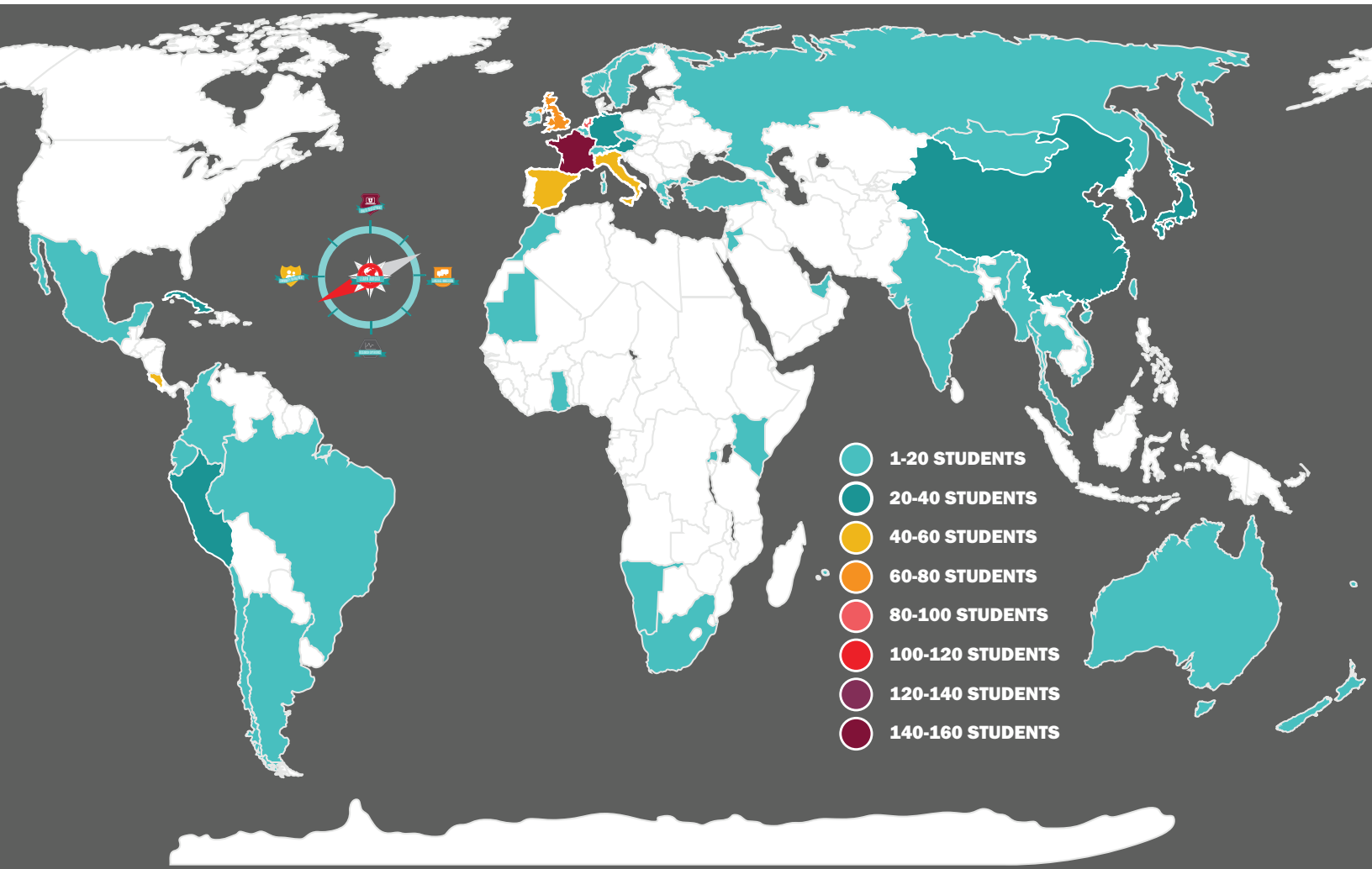
Learning Abroad offers programs in more than 50 countries. This section provides a breakdown of where Learning Abroad students went by program type, country, and region.

NUMBER OF LEARNING ABROAD STUDENTS BY HOST COUNTRY(IES) & PROGRAM TYPE

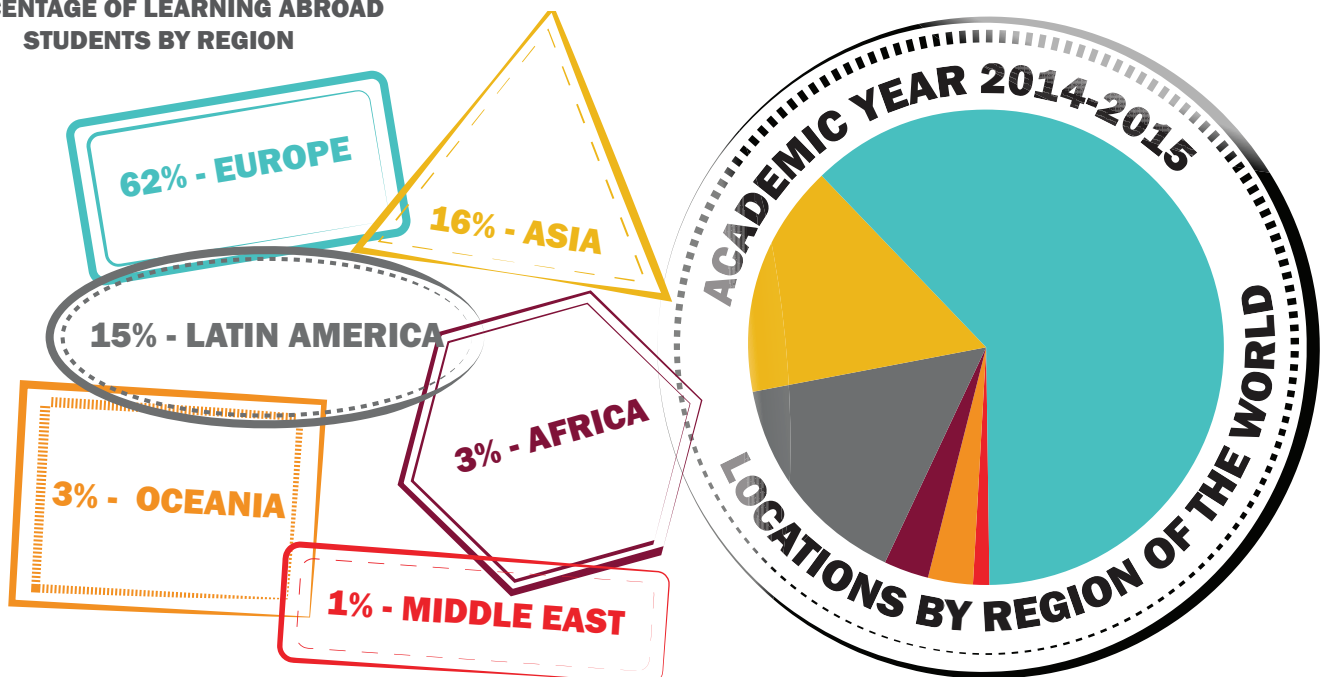
HOST COUNTRY	TOTAL	AFFILIATE	CUSTOM	EXCHANGE	FACULTY-LED	GLOBAL CAMPUS
Argentina	12	1	1	-	10	-
Armenia	12	-	-	-	12	-
Australia	6	2	-	4	-	-
Austria	23	-	-	2	21	-
Belgium	1	1	-	-	-	-
Brazil	3	2	-	1	-	-
Burma	2	2	-	-	-	-
Chile	4	2	-	2	-	-
China	28	4	-	7	17	-
Costa Rica	48	4	20	-	24	-
Cuba	21	-	-	-	21	-
Czech Republic	6	6	-	-	-	-
Fiji	15	-	-	1	14	-
France	147	5	-	2	140	-
Germany	34	2	-	18	14	-
Ghana	18	-	5	-	13	-
Greece	1	1	-	-	-	-
India	4	2	2	-	-	-
Ireland	2	2	-	-	-	-
Italy	53	12	-	1	40	-
Japan	24	9	-	-	15	-
Jordan	3	3	-	-	-	-
Mauritius	2	2	-	-	-	-
Mexico	4	-	-	-	4	-
Mongolia	13	-	-	-	13	-
Morocco	6	6	-	-	-	-
Namibia	2	2	-	-	-	-
Nepal	7	-	7	-	-	-
Netherlands	94	2	-	2	90	-
New Zealand	1	1	-	-	-	-
Norway	1	-	-	1	-	-
Peru	28	2	-	1	25	-
Rwanda	2	-	2	-	-	-
Singapore	2	2	-	-	-	-
South Africa	2	2	-	-	-	-
South Korea	21	6	9	-	-	6
Spain	52	11	-	7	34	-
Taiwan	4	4	-	-	-	-
Thailand	18	1	6	-	11	-
United Kingdom	70	10	-	7	53	-
Viet Nam	2	2	-	-	-	-

LOCATIONS

NUMBER OF LEARNING ABROAD STUDENTS BY COUNTRY



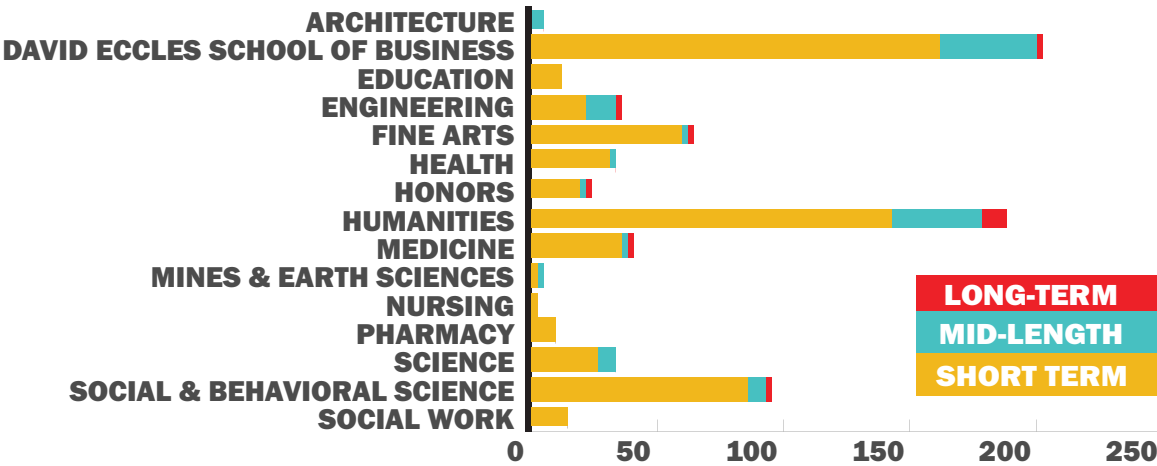
PERCENTAGE OF LEARNING ABROAD STUDENTS BY REGION



ACADEMICS

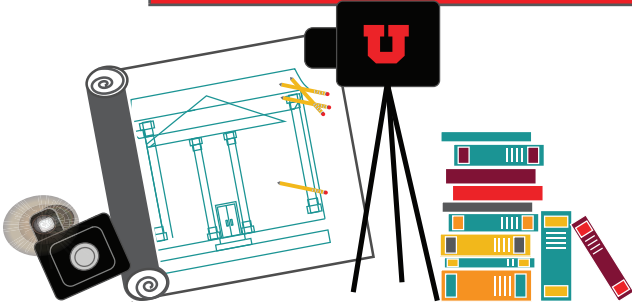
Learning Abroad provides support for academic units across campus. In 2014-2015, students from 15 colleges or schools and 80 majors participated in Learning Abroad Programs. More than 45 faculty members actively promoted and supported Learning Abroad Programs.

NUMBER OF LEARNING ABROAD STUDENTS BY ACADEMIC COLLEGE/SCHOOL & PROGRAM LENGTH




NUMBER OF LEARNING ABROAD STUDENTS BY ACADEMIC COLLEGE/SCHOOL & PROGRAM LENGTH

COLLEGE/SCHOOL	SHORT-TERM	MID-LENGTH	LONG-TERM	TOTAL
ARCHITECTURE	2	4	-	6
DAVID ECCLES SCHOOL OF BUSINESS	162	39	1	202
EDUCATION	13	-	-	13
ENGINEERING	23	11	3	37
FINE ARTS	61	2	3	66
HEALTH	31	3	-	34
HONORS	21	1	2	24
HUMANITIES	143	35	10	188
MEDICINE	38	1	2	41
MINES & EARTH SCIENCES	3	2	1	6
NURSING	3	-	-	3
PHARMACY	11	-	-	11
SCIENCE	27	6	1	34
SOCIAL & BEHAVIORAL SCIENCE	85	9	3	97
SOCIAL WORK	14	-	-	14



ARCHITECTURE + PLANNING
FINE ARTS - HUMANITIES

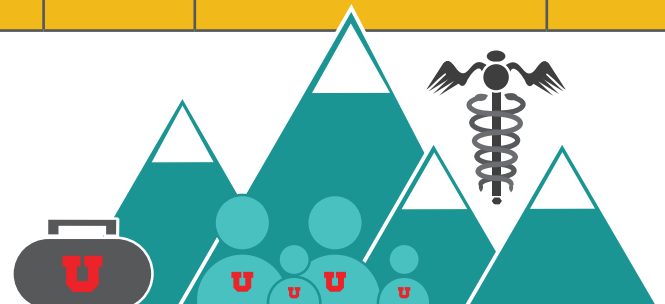


ENGINEERING - SCIENCE
MINES & EARTH SCIENCES

ACADEMICS

NUMBER OF LEARNING ABROAD STUDENTS BY ACADEMIC MAJOR

MAJOR	STUDENTS	MAJOR	STUDENTS	MAJOR	STUDENTS
Accounting	8	Exercise & Sport Science	8	Music	1
Anthropology	6	Film & Media Arts	26	Nursing	3
Architectural Studies	5	Finance	11	Operations Management	16
Art	8	French	3	Parks, Recreation, & Tourism	3
Art History	6	Gender Studies	3	Pharmacy	11
Asian Studies	6	Geography	2	Philosophy	3
Athletic Training	1	Geology	1	Physician Assistant	12
Ballet	6	German	2	Physics	2
Biology	16	Health, Promotion & Education	20	Political Science	14
Biomedical Engineering	9	Health, Society & Policy	2	Pre-Business	83
Business Administration	72	History	5	Pre-Health Science	13
Chemical Engineering	3	Human Development & Family Studies	7	Pre-Law	2
Chemistry	3	Information Systems	3	Psychology	15
Chinese	5	International Affairs & Global Enterprise	9	Public Administration	14
Civil Engineering	1	International Studies	85	Public Health	16
Communication	24	Japanese	6	Public Policy	3
Computer Engineering	1	Linguistics	3	Russian	1
Computer Science	11	Management	5	Social Work	14
Consumer and Community Studies	1	Marketing	5	Sociology	5
Design	1	Materials Science & Engineering	2	Spanish	10
Economics	8	Mathematics	2	Special Education	4
Education	1	Mechanical Engineering	4	Speech & Hearing Science	3
Electrical Engineering	3	Medical Laboratory Science	2	Theater	18
Elementary Education	4	Medicine	11	Urban Ecology	1
English	27	Metallurgical Engineering	1	World Languages	1
Entrepreneurship	2	Middle East Studies	5	Rhetoric & Writing Studies	3
Environmental & Sustainability Studies	8	Mining Engineering	2		



**BUSINESS - EDUCATION - LAW
SOCIAL & BEHAVIORAL SCIENCE**

**HEALTH - MEDICINE - NURSING
- PHARMACY - SOCIAL WORK 7**


PROGRAM PORTFOLIO

Learning Abroad offers over 500 programs. In 2014-2015, students participated in 154 different faculty-led, affiliate, exchange, global campus, and custom programs.

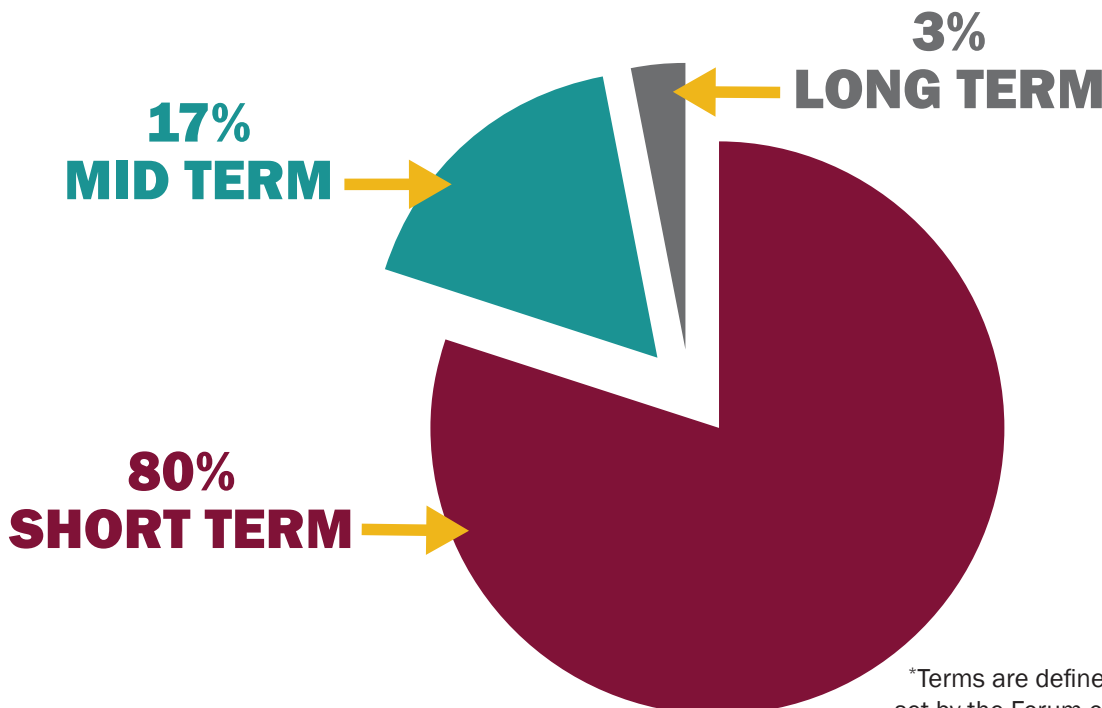
LEARNING ABROAD PROGRAM TYPES

PROGRAM	DESCRIPTION
FACULTY-LED	U of U faculty lead short-term programs & teach U of U courses
AFFILIATE	U of U partner organizations provide on-site support for a variety of programs, internships, & volunteer options
GLOBAL CAMPUS	U of U international branch campuses offering U of U credit abroad
EXCHANGE	U of U agreements designed for U of U students to enroll in universities abroad for one to two semesters
CUSTOM	U of U programs for individual students or one-time programs offering U of U credit on campus

PERCENTAGE OF LEARNING ABROAD STUDENTS BY PROGRAM TYPE



PERCENTAGE OF LEARNING ABROAD STUDENTS BY PROGRAM LENGTH



LEARNING ABROAD PROGRAM LENGTHS*

LENGTH	DESCRIPTION
SHORT TERM	10 Weeks or Less
MID TERM	10-16 Weeks
LONG TERM	16 Weeks or More

*Terms are defined based on national standards set by the Forum on Education Abroad.

FACULTY-LED

Faculty-led programs were sponsored by 10 colleges in 2014-2015, supporting students from over 70 majors. Faculty-led programs took place in 19 countries during the fall break, winter break, spring break, and summer terms.

NUMBER OF LEARNING ABROAD STUDENTS BY UNIVERSITY OF UTAH FACULTY-LED PROGRAM

PROGRAM NAME	PRIMARY SPONSORING COLLEGE	TOTAL	% FROM PRIMARY COLLEGE	% U OF U MATRICULATED
*Ancient Traces, Changing Spaces, Modern Faces	Social Work	13	84.62%	69.23%
*Cabinets of Wonder: Art, Literature, and the Logic of Display	Humanities	24	58.33%	100.00%
*Community Development in the Global South with Spring Break in Costa Rica	Social & Behavioral Science	24	50.00%	100.00%
*Community Partnerships for Social Justice Work in Mexico	Social Work	4	50.00%	100.00%
*Cuba: Community, Complexity and Change	Social & Behavioral Science	21	76.19%	100.00%
*Entrepreneurship and Poverty in Peru	David Eccles School of Business	6	16.67%	100.00%
*Film and Media arts in Italy	Fine Arts	21	66.67%	95.24%
*Finance in Paris	David Eccles School of Business	2	50.00%	100.00%
*Freshman Business Scholars: Session A	David Eccles School of Business	48	93.75%	100.00%
*Freshman Business Scholars: Session B	David Eccles School of Business	42	90.48%	100.00%
*Global Health in Armenia	School of Medicine	12	0.00%	91.67%
*Global Health in Ghana	School of Medicine	13	46.15%	100.00%
*Global Health in Peru	School of Medicine	10	70.00%	100.00%
*Going Global in the College of Education: Peru	Education	9	77.78%	88.89%
*Health Promotion & Education in Thailand	Health	6	66.67%	100.00%
*Health Promotion and Education in Vienna, Austria	Health	21	47.62%	100.00%
*Honors Ecology and Legacy	Honors	10	30.00%	80.00%
*Intensive Chinese Language in Tianjin, China	Humanities	6	66.67%	83.33%
*Intensive French Language in Grenoble, France	Humanities	12	91.67%	100.00%
*Intensive German Language in Kiel, Germany	Humanities	6	33.33%	100.00%
*Intensive Italian Language in Siena, Italy	Humanities	19	10.53%	73.68%
*Intensive Japanese Language in Osaka, Japan	Humanities	15	53.33%	100.00%
*Intensive Spanish Language in Oviedo, Spain	Humanities	34	38.24%	100.00%
*International Studies in Kiel, Germany	Humanities	8	62.50%	100.00%
*Marketing and Finance in Paris	David Eccles School of Business	26	84.62%	100.00%
*Marketing in Paris (4 weeks)	David Eccles School of Business	10	80.00%	100.00%
*Strategy and Finance in Paris	David Eccles School of Business	5	100.00%	100.00%
*Strategy in Paris	David Eccles School of Business	6	100.00%	100.00%
*Sustainable Tourism in Fiji	Health	14	14.29%	42.86%
*Thailand International Elective (TIE) - Pharmacy	Pharmacy	5	100.00%	100.00%
*Theatre, Fine Arts and Humanities in London	Fine Arts	29	34.48%	100.00%

EXCHANGE

Learning Abroad supports 39 exchange programs annually. Exchange programs benefit both the University of Utah and our partner universities by increasing the diversity of our campus and promoting global discourse.

NUMBER OF LEARNING ABROAD STUDENTS BY UNIVERSITY OF UTAH EXCHANGE PROGRAMS

INSTITUTION	COUNTRY	OUTGOING	INCOMING
Akita International University	Japan	1	
BI Norwegian Business School	Norway	1	1
Chonnam National University	South Korea	-	1
Christian Albrechts University-Kiel	Germany	-	2
Doshisha University	Japan	3	-
Griffith University	Australia	1	3
Hanyang University	South Korea	1	1
Heidelberg University	Germany	2	1
Hong Kong University of Science and Technology	Hong Kong	1	2
International Student Exchange Program (ISEP)	Various	3	4
Kansai Gaidai University	Japan	1	-
Keele University	United Kingdom	4	-
Ludwig Maximilians University	Germany	1	-
MCI Management Center Innsbruck	Austria	2	-
Nankai University	China	-	1
National Taiwan University	Taiwan	4	-
Pforzheim University	Germany	14	1
Polytechnic School of the University of Sao Paulo	Brazil	1	1
Pontifical Catholic University of Peru	Peru	1	-
Seoul National University	South Korea	3	4
Shanghai Jiao Tong University	China	2	-
Stuttgart University	Germany	1	-
Swansea University	United Kingdom	1	-
Technion Institute of Technology	Israel	-	1
Tsinghua University	China	4	
University of Chile	Chile	2	-
University of Essex	United Kingdom	1	1
University of Grenoble Alps	France	2	1
University of Hull	United Kingdom	-	1
University of Oviedo	Spain	7	2
University of Sydney	Australia	3	2
University of Tsukuba	Japan	1	-
VU University Amsterdam	Netherlands	2	-
Waseda University	Japan	3	3
Yonsei University	South Korea	5	7

AFFILIATE

Affiliate programs offer students the opportunity to live and learn in a variety of locations and disciplines. The University of Utah officially collaborates with 11 affiliates across the globe.

NUMBER OF LEARNING ABROAD STUDENTS BY AFFILIATE PROGRAM & PROGRAM LENGTH

COLLEGE	SHORT-TERM	MID-LENGTH	LONG-TERM	TOTAL
AMIDEAST	-	1	1	2
Amsterdam Summer School	2	-	-	2
Cambridge International Summer School	2	-	-	2
CAPA	-	1	1	2
CEA	8	8	-	16
CIEE	4	-	-	4
Globalinks (ISA)	-	2	-	2
ISA	16	15	-	31
Semester at Sea	-	2	-	2
Sogang International Summer School	2	-	-	2
TEAN	2	-	-	2
University of Minnesota	2	-	-	2
USAC	5	5	-	10
Yonsei International Summer School	2	-	-	2

GLOBAL CAMPUS: U ASIA CAMPUS

Learning Abroad provides main campus students with the opportunity to study at the University of Utah Asia Campus in Incheon, South Korea. Students can choose to study at the U Asia Campus for a semester, calendar year, or academic year.

**NUMBER OF LEARNING ABROAD STUDENTS BY GLOBAL CAMPUS:
U ASIA CAMPUS**

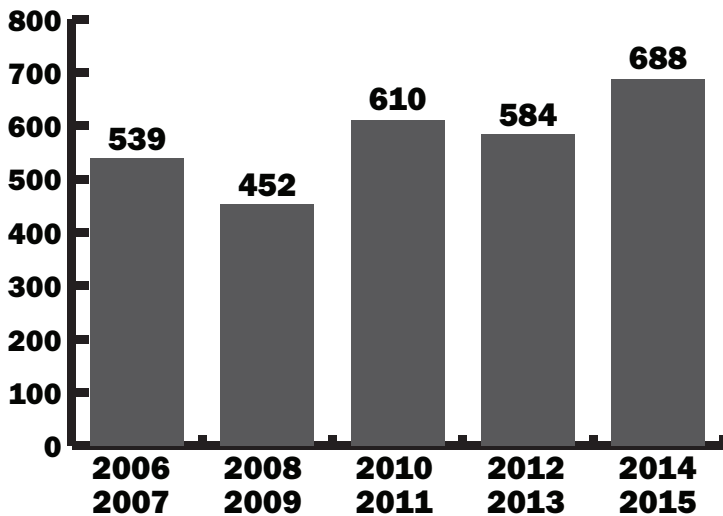
OVERVIEW	2014-2015
Learning Abroad Students	6
Majors Represented	3
Undergraduate Students	3
Graduate Students	3
Academic Year Students	4
Semester Students	2



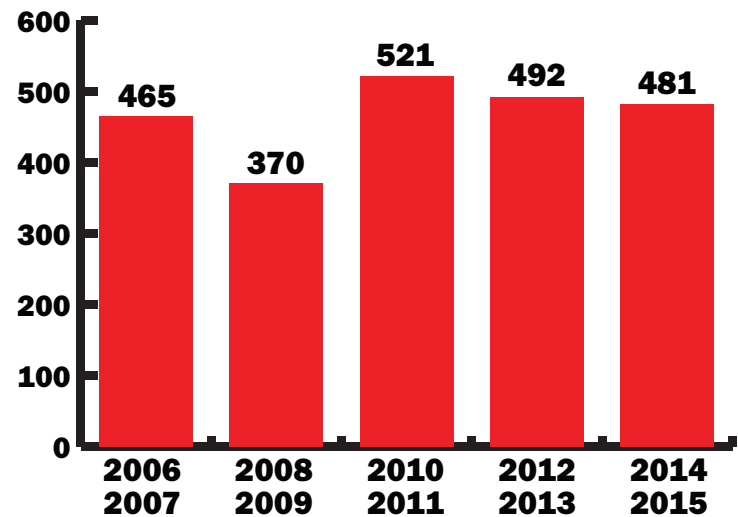
OVERVIEW/TRENDS

This section provides a macro-overview of odd-ending Academic Years for Learning Abroad activity since the 2006-2007 Academic Year to the 2014-2015 Academic Year.

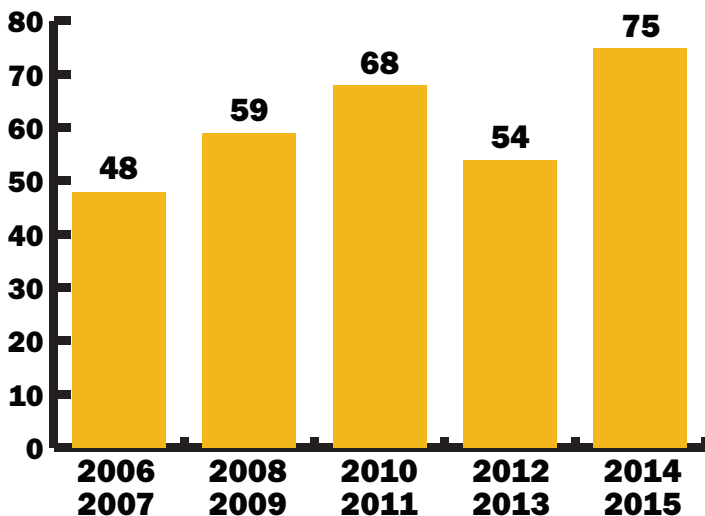
**NUMBER OF LEARNING ABROAD
STUDENT OVERALL
PARTICIPATION BY ACADEMIC YEAR**



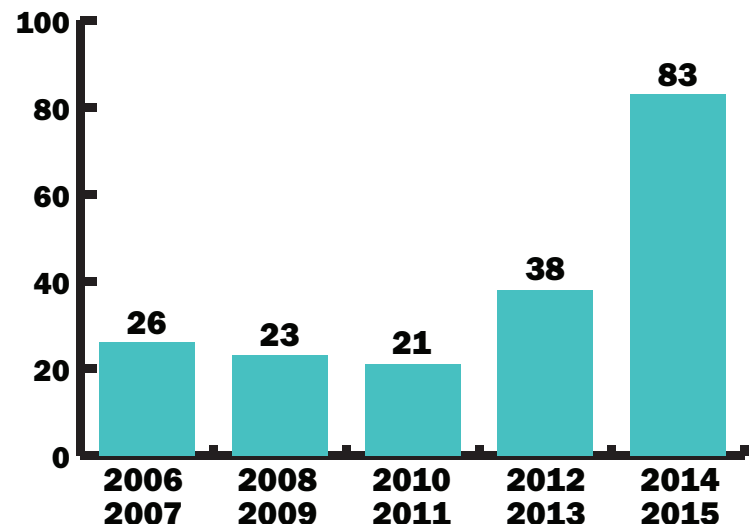
**NUMBER OF LEARNING ABROAD
STUDENT FACULTY-LED
PROGRAM PARTICIPATION BY ACADEMIC YEAR**



**NUMBER OF LEARNING ABROAD
STUDENT EXCHANGE
PROGRAM PARTICIPATION BY ACADEMIC YEAR**



**NUMBER OF LEARNING ABROAD
STUDENT AFFILIATE
PROGRAM PARTICIPATION BY ACADEMIC YEAR**



SCHOLARSHIPS


In 2014-2015 University of Utah students received \$402,390.00 in scholarships for Learning Abroad Programs. Information was provided from the following scholarship donors: the Office for Global Engagement, University of Utah departments, exchange partners, affiliates, and government organizations.

**PERCENTAGE OF LEARNING
ABROAD STUDENT SCHOLARSHIP
FUNDING BY SOURCE**

**26% (\$102,990)
EXTERNAL**

**3% (\$11,900)
U OF U DEPARTMENTAL**

**71% (\$287,500)
OFFICE FOR GLOBAL ENGAGEMENT**



SPONSOR	SCHOLARSHIP NAME	NUMBER OF RECIPIENTS	TOTAL AMOUNT AWARDED
CEA	Academic Excellence Scholarship	2	\$1,250.00
CEA	Chris Towns France Scholarship	1	\$1,000.00
CEA	Generation Study Abroad Scholarship	1	\$400.00
CEA	Global Education Scholarship	1	\$500.00
CIEE	Access Initiative (GAIN) Grant	1	\$1,200.00
Institute of International Education	Benjamin A. Gilman International Scholarship	1	\$3,500.00
ISA	Dr. Carlos Casteneda Scholarship	1	\$2,000.00
Semester at Sea	Institute for Shipboard Education Merit Grant	1	\$2,000.00
Semester at Sea	Institute for Shipboard Education Need Grant	1	\$9,500.00
Semester at Sea	Institute for Shipboard Education Pell Grant Match	1	\$2,290.00
University of Minnesota	Scholarship Fund	1	\$1,000.00
US Department of Education*	Foreign Language and Area Studies Scholarships (FLAS)	8	\$80,350.00
USAC	General Scholarship Fund	1	\$1,000.00
U of U Department of Languages & Literature	Study Abroad Scholarship	2	\$287,500.00
U of U International Programs Office	International Studies Study Abroad Scholarship	3	\$4,500.00
U of U International Programs Office	Middle East Studies Study Abroad Scholarship	3	\$4,500.00
U of U Master's in Public Administration	Institute of Public and International Affairs Fellowship	1	\$1,500.00
Office for Global Engagement	Social Media Scholarship	21	\$20,000.00
Office for Global Engagement	Diversity Scholarship	12	\$10,000.00
Office for Global Engagement	Student Fee Scholarship	232	\$252,500.00
Don Barton	Merit Scholarship	3	\$3,000.00
Herta Teitlbaum	Merit Scholarship	2	\$2000.00
OVERALL SCHOLARSHIPS TOTAL		300	\$402,390.00





*FLAS scholarships are facilitated by the U of U Center for Latin American Studies & Asian Studies Center.

GLOBAL U PROGRAM

The Global U Program is designed to help students turn their international experience into transferable skills that are used in academics, the community, at home, and at work. By combining Learning Abroad Programs with Career Development, Community Engagement, Language Immersion, and Research Experience, students learn to articulate their skills in a valuable, marketable way. Students who complete the program are recognized with a Global U Pin for graduation and receive a co-curricular certificate of completion.

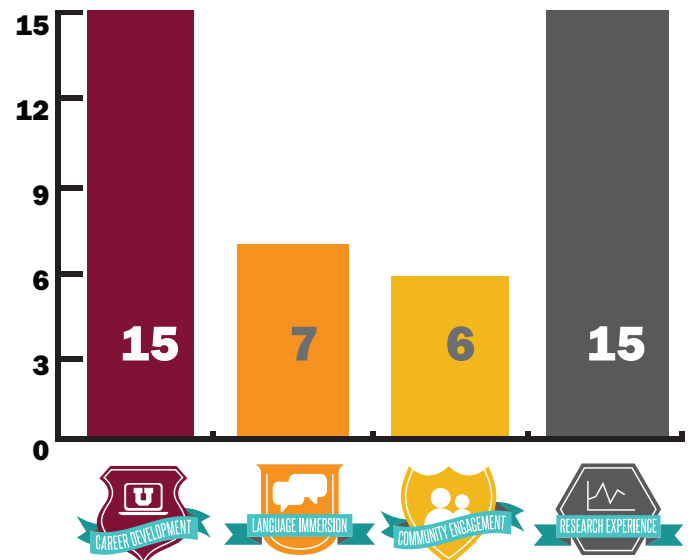
To complete the program, students earn Learning Abroad Badges before, during, and after their program. The Badges help students identify the valuable skills that they develop through Learning Abroad Programs. The information in this sections represents a summary of the Badge activities completed by our students on faculty-led programs while they were abroad. Students completed a total of 21,923 hours of Career Development, Community Engagement, Language Immersion, and Research Experience through the Global U Program during the 2014-2015 Academic Year.

LEARNING ABROAD BADGES DEFINITIONS & HOURS

	DESCRIPTION	HOURS
	Helps students incorporate practical professional experience while providing a global context to a student's chosen career field	30
	Encourages students to practice language skills in a variety of settings & understand how language interacts with culture	96
	Allows students to participate in intense academic inquiry & consider how culture impacts international research initiatives	30
	Provides unique insights into the host culture, encourages communication, & contributes to community initiatives	30

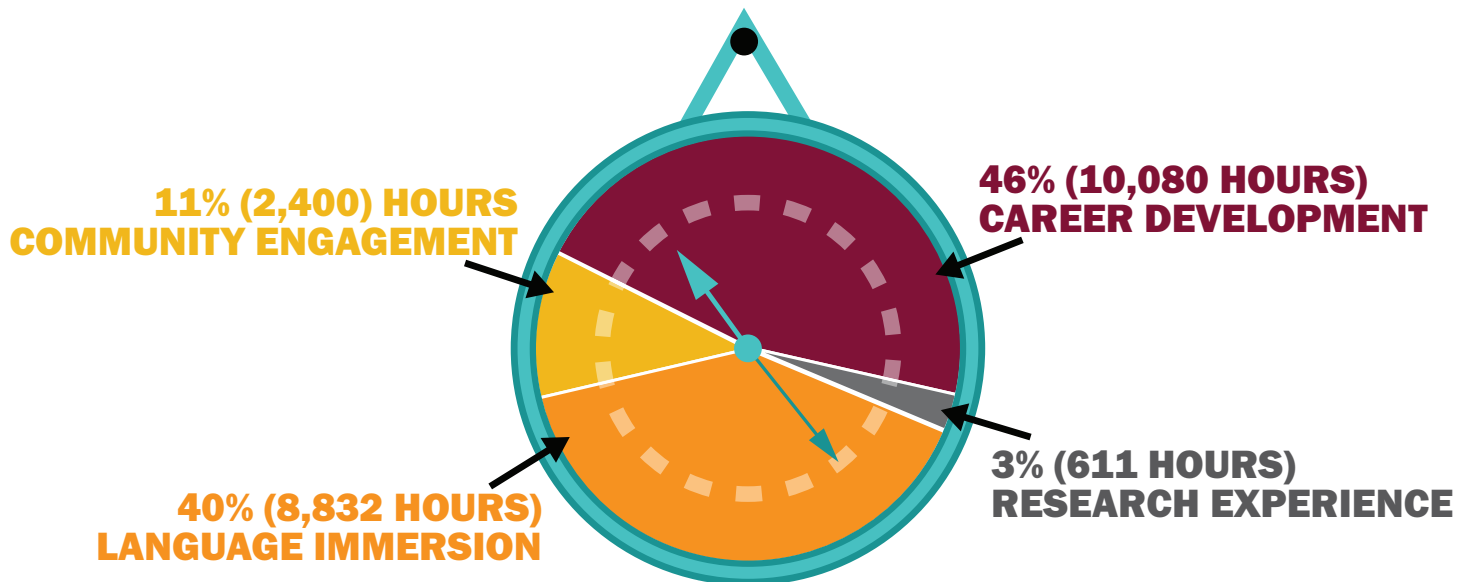


NUMBER OF LEARNING ABROAD BADGES BY FACULTY-LED PROGRAM

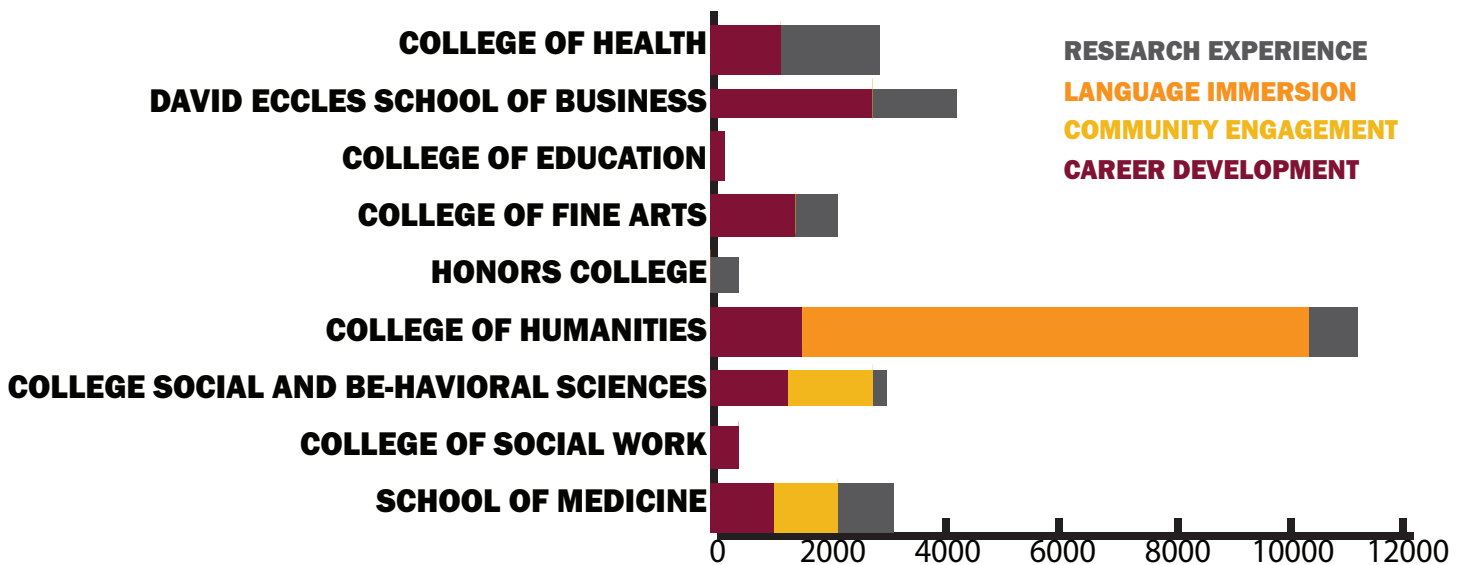


GLOBAL U PROGRAM

PERCENTAGE OF TIME SPENT ON LEARNING ABROAD BADGES



PERCENTAGE OF TIME SPENT ON LEARNING ABROAD BADGES BY LEARNING ABROAD STUDENTS ON FACULTY-LED PROGRAMS BY ACADEMIC COLLEGE/SCHOOL



OUTREACH

Learning Abroad hosted over 300 recruitment and outreach events in the 2014-2015 Academic Year. These events ranged from tabling on campus to full scale workshops for students, parents, advisors, faculty, staff, and off-campus partners. The purpose of these events was to recruit for various Learning Abroad Programs, promote global learning, and highlight the University of Utah in state and national forums.

36 **CLASSROOM PRESENTATIONS**



5 **STATE WIDE OFF CAMPUS PRESENTATIONS**

90 **LEARNING ABROAD 101 SESSIONS**



FOR 1,000+ STUDENTS

GLOBAL U EXPO + LEARNING ABROAD FAIR = 1,000+ STUDENTS



12 **SCHOLARSHIP WORKSHOPS**



FOR U OF U & NATIONAL AWARDS

17 **EVENTS FOR INCOMING EXCHANGE STUDENTS**




30 **PRESENTATIONS & WORKSHOPS DESIGNED FOR FACULTY, STAFF, & ACADEMIC ADVISORS**



38 **FACULTY-LED PROGRAM INFORMATION SESSIONS**



64 **TABLING VENUES REPRESENTING LEARNING ABROAD ON THE U OF U CAMPUS**



19 **EVENTS REACHING OVER 1,300 TRANSFER & NEW STUDENTS**



