



STATISTICAL REPORT

2018 - 2019



Union Room, 159 - 801.581.5849 - learningabroad.utah.edu

STATISTICAL REPORT

2018 - 2019

CONTENTS


- 1** Introduction
- 2** Learning Abroad Data
- 3** Other University of Utah Departments
- 4** Institutional Data

SUGGESTED CITATION:

Watson, Daniel. (2020). Learning Abroad
Statistical Report 2018-2019. University of Utah: Salt
Lake City, Utah.

ILLUSTRATIONS BY:

Diaz, Claudia. (2020).



INTRODUCTION

The U thinks and acts globally by increasing opportunities for students and faculty to engage in international study, teaching, research, and service.
—University Core Value #5

Learning Abroad reports annually on the U's efforts and progress towards this value. The following report examines Learning Abroad data, data from other University of Utah Departments, and Institutional data.

LIMITATIONS

This report covers specific programs at the U and is not representative of all international activities at the University. Furthermore, due to cross-listed programs, dual majors, traveling programs, and other individual factors, some statistics will exceed the total number of programs offered and the total number of students. For more information, please contact Learning Abroad at 801-581-5849.

Thank you for your interest in Learning Abroad at the University of Utah!



LEARNING ABROAD DATA

The 2018-2019 Academic Year was an exciting time for Learning Abroad at the University of Utah (The U). We made noticeable increases in our outreach, saw sizable growth in student participation, and made advancements in best practices. The information in this report provides a snapshot of our progress. To get you started, here are some highlights from the 2018-2019 school year:

- Learning Abroad sizably increased its outreach – an increase of 70% in classroom presentations, an increase of over 60% in the number of tabling events attended on-campus, and a record of 3900 interested students reached throughout the Fall & Spring semesters.
- Learning Abroad participation saw an increase of 16% from the previous academic year with 606 students participating on programs, and 619 participants (multiple students learn abroad each year).
- Learning Abroad saw students from underrepresented areas of study (e.g., Science, Engineering, Architecture) participating at a higher rate.

FAST FACTS

This section provides a basic snapshot of Learning Abroad activities at the University of Utah during the 2018-2019 Academic Year. Our office provided unique services and support to each group or demographic listed below.

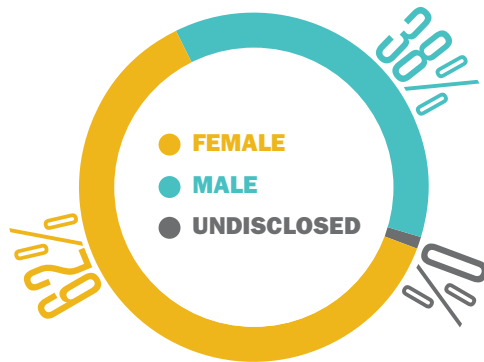


* Students who opened an application for a Learning Abroad program but did not end up participating.

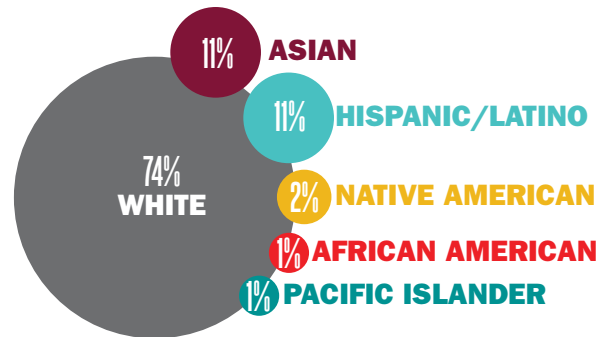
** Includes students who went on more than one program during 18-19.

STUDENT PROFILE

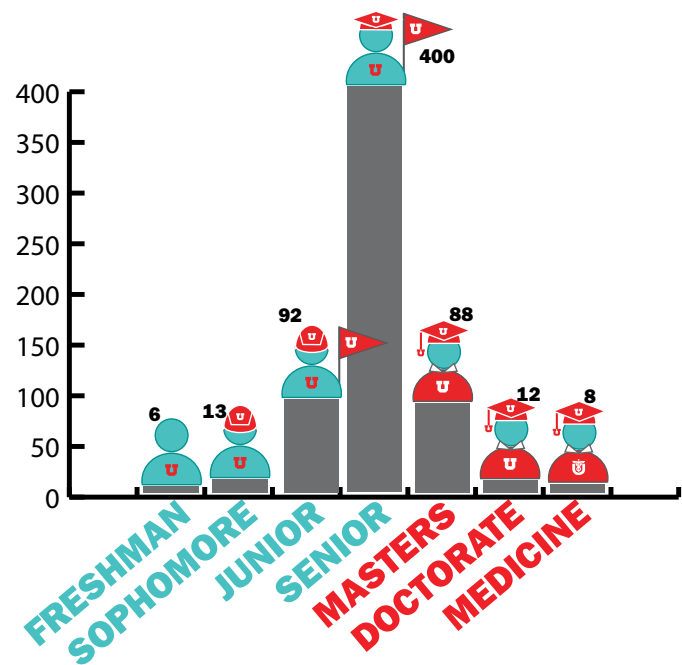
PERCENTAGE OF LEARNING ABROAD STUDENTS BY GENDER



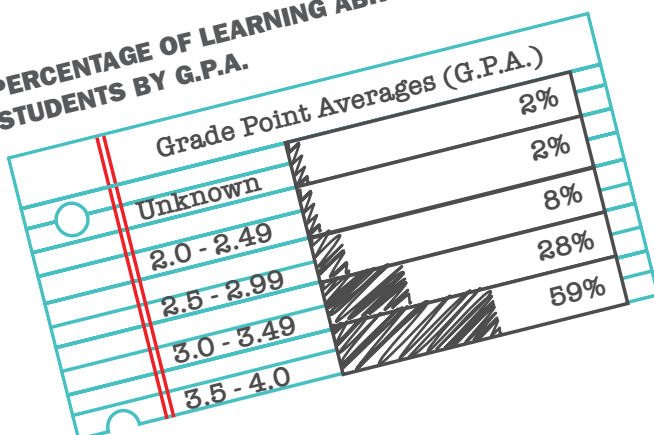
PERCENTAGE OF LEARNING ABROAD STUDENTS BY ETHNICITY



NUMBER OF LEARNING ABROAD STUDENTS BY CLASS STANDING



PERCENTAGE OF LEARNING ABROAD STUDENTS BY G.P.A.



STUDENT TESTIMONIALS

Aruna Dhungel

BS in Health, Society, and Policy
Global Public Health in the Himalayas



“It’s one thing to see a picture of a place and another to be there, to experience it, to be part of it, and to breathe it.

I never envisioned myself being on the top of the world at 12,500 feet, but there I was in Spiti Valley, India.”

John Jackson

BS in Biology
CIEE Summer Tropical Ecology and Conservation



“Through learning biology and conservation concepts in the tropics and then doing an independent research project, this program has made me a better biologist and researcher. I felt connected to the local community and the natural world while abroad. This amazing experience will be instrumental in guiding my future goals and choices.”

Marisa Asadian

BS in Chemistry
Chemistry Research in Germany



“Thus far, my research abroad has been one of the most challenging experiences and yet one of my best accomplishments as an undergraduate chemistry student. I was able to turn my doubts and fears, which were limiting me to achieve something bigger than myself, into a life-changing experience and memories that I will always cherish!”

Sara Matlock

HBS in Political Science, BA in International Studies, & HBA in Music
Cuba: Complexity, Community, and Change



“When I think back to Cuba, my first impression is color. Never have I experienced a place with so much diversity in music, architecture, people, or history. My learning abroad experience taught me to see the world in more shades.”

OUTREACH



SPRING AND FALL

106

**CLASSROOM
PRESENTATIONS**



FOR STUDENTS

60

**LEARNING ABROAD
101 SESSIONS:**

988

STUDENTS REACHED



10

**SCHOLARSHIP
WORKSHOPS**

**1 STATE
5 NATIONAL**

**PROFESSIONAL
& POSTER
PRESENTATIONS**

34





**INFORMATION
SESSIONS**

106



**TABLING
ON CAMPUS**

330 
**STUDENTS ATTENDED
FALL LA FAIR**

300 
**STUDENTS ATTENDED
SPRING LA FAIR**

OUTREACH

SPRING AND FALL

TOTAL STUDENTS
REACHED

3901

10

EVENTS FOR INCOMING
EXCHANGE STUDENTSRETURNED STUDENT
EVENTS

SUMMER

FIRST YEAR + TRANSFER
NEW STUDENT ORIENTATION

10

TABLING
EVENTS

REACHED

152

TRANSFER STUDENT
ORIENTATION

17

TABLING
EVENTS

REACHED

639

STUDENTS

68

PRESENTATIONS
EVENTS

REACHED

1949

STUDENTS

LOCATIONS

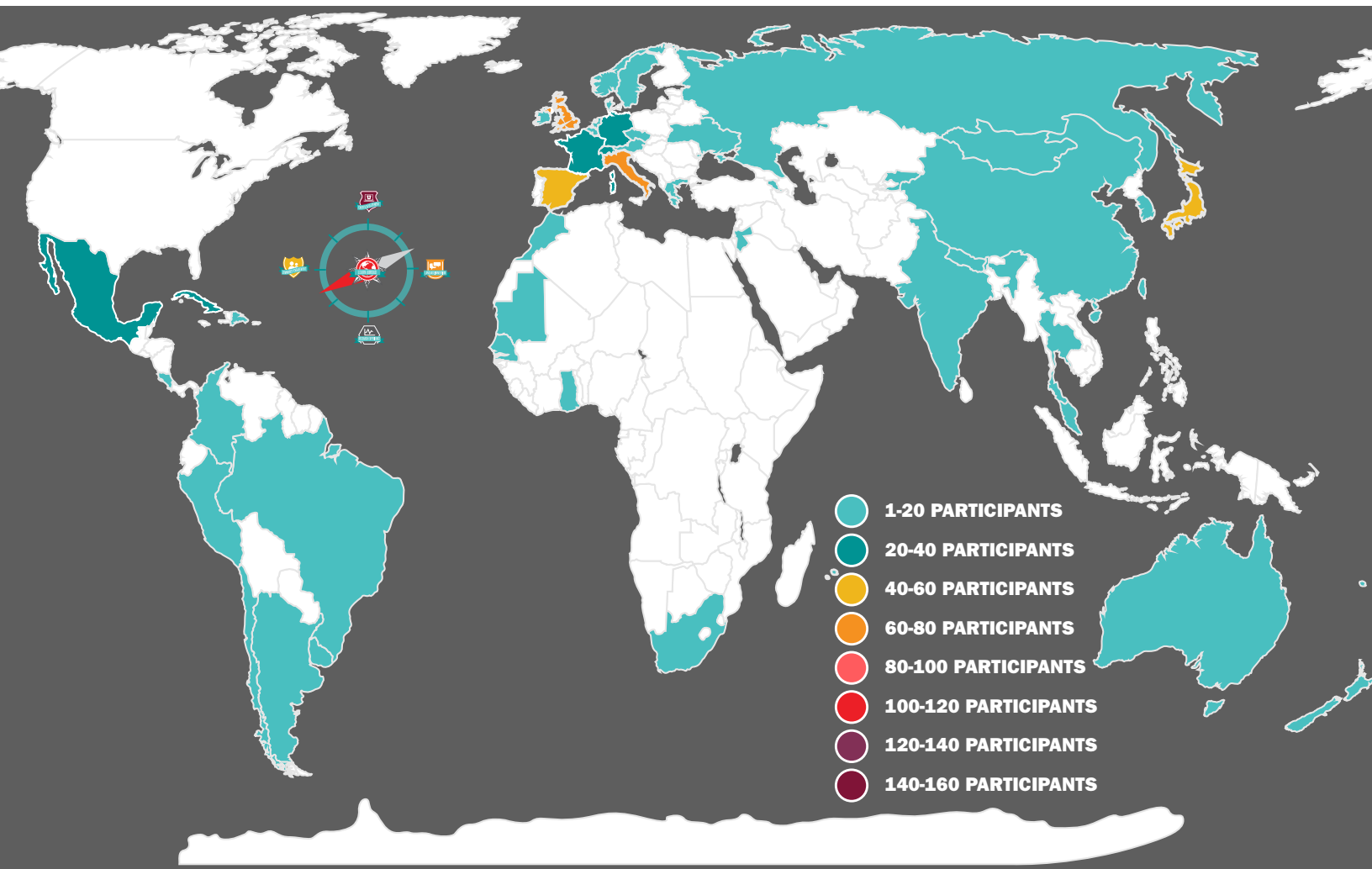
Learning Abroad offers students the ability to learn in over 60 countries worldwide. Below is a breakdown of where our students went by program type in 2018-2019.

NUMBER OF LEARNING ABROAD PARTICIPANTS BY HOST COUNTRY & PROGRAM TYPE

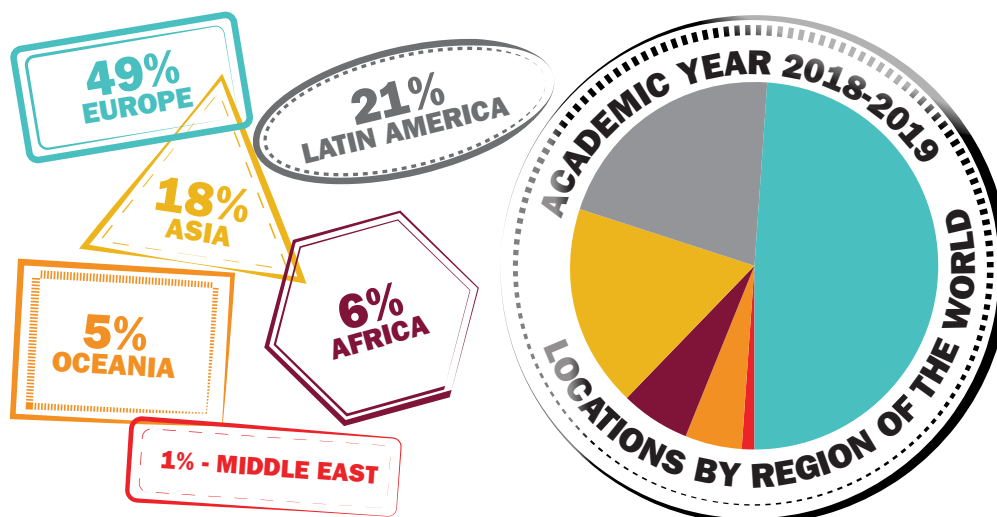
HOST COUNTRY	TOTAL	AFFILIATE	EXCHANGE	FACULTY-LED	GLOBAL CAMPUS	GLOBAL INTERNSHIPS
Argentina	27	1	-	26	-	-
Australia	12	6	6	-	-	-
Belgun	2	2	-	-	-	-
Brazil	4	4	-	-	-	-
Chile	12	1	-	11	-	-
China	9	6	3	-	-	-
Colombia	1	1	-	-	-	-
Costa Rica	19	6	-	13	-	-
Cuba	46	1	-	45	-	-
Czech Republic	3	3	-	-	-	-
Denmark	9	9	-	-	-	-
Fiji	13	-	-	13	-	-
France	96	11	1	84	-	-
Germany	21	2	2	17	-	-
Ghana	27	2	-	25	-	-
Greece	1	-	1	-	-	-
Hong Kong	4	2	2	-	-	-
India	14	2	-	12	-	-
Ireland	2	2	-	-	-	-
Italy	105	5	-	99	-	1
Japan	44	3	11	30	-	-
Jordan	5	5	-	-	-	-
Mauritius	2	2	-	-	-	-
Myanmar	2	2	-	-	-	-
Mexico	36	-	3	33	-	-
Mongolia	11	-	-	11	-	-
Morocco	15	2	-	13	-	-
Nepal	14	-	-	14	-	-
Netherlands	12	7	5	-	-	-
New Zealand	7	2	3	-	-	2
Peru	11	-	-	11	-	-
Russia	1	1	-	-	-	-
South Africa	2	2	-	-	-	-
South Korea	10	6	-	-	-	-
Spain	48	21	3	24	-	-
Sweden	5	5	-	-	-	-
Switzerland	33	1	-	32	-	-
Thailand	16	5	-	11	-	-
Ukraine	1	1	-	-	-	-
United Kingdom	70	11	1	57	-	1
Uruguay	2	2	-	-	-	-
Vietnam	2	2	-	-	-	-

LOCATIONS

NUMBER OF LEARNING ABROAD PARTICIPANTS BY COUNTRY



LEARNING ABROAD PARTICIPATION BY REGION




ACADEMICS

Learning Abroad provides support for academic units across campus. In 2017-2018, students from 19 Schools or Colleges and 125 majors participated in Learning Abroad Programs. More than 55 Faculty and Staff members actively promoted and supported Learning Abroad Programs.

**NUMBER OF LEARNING ABROAD PARTICIPANTS
BY COLLEGE/SCHOOL & PROGRAM LENGTH***

COLLEGE/SCHOOL	SHORT-TERM	MID-LENGTH	LONG-TERM	TOTAL
ACADEMIC ADVISING	6	2	-	8
ARCHITECTURE	39	13	-	52
CULTURAL & SOCIAL TRANSFORMATION	3	1	-	4
DAVID ECCLES SCHOOL OF BUSINESS	22	17	1	40
DENTISTRY	2	-	-	2
EDUCATION	3	-	-	3
ENGINEERING	24	6	3	33
FINE ARTS	67	5	4	76
HEALTH	21	4	1	26
HONORS	28	2	-	30
HUMANITIES	143	27	6	176
MEDICINE	20	-	-	20
MINES & EARTH SCIENCES	6	-	-	6
NURSING	12	-	-	12
PHARMACY	8	-	-	8
SCIENCE	101	22	6	129
SOCIAL & BEHAVIORAL SCIENCE	63	19	6	88
SOCIAL WORK	23	3	-	26

* LENGTH	SHORT-TERM	MID-LENGTH	LONG-TERM
DESCRIPTION	Less than 12 weeks	12 Weeks - 1 Semester	Academic or Calendar Year



**ARCHITECTURE + PLANNING
FINE ARTS - HUMANITIES**



**ENGINEERING - SCIENCE
MINES & EARTH SCIENCES**

ACADEMICS

NUMBER OF LEARNING ABROAD STUDENTS BY ACADEMIC MAJOR

MAJOR	STU-DENTS	MAJOR	STU-DENTS	MAJOR	STU-DENTS
Academic Accelerator Program	1	Finance BS	5	Peace and Conflict Studies BA	1
Anthropology BA	10	French BA	6	Pharmacy DPH	8
Applied Mathematics BS	2	French Tchg BA	1	Philosophy BS	3
Architectural Studies BS	7	Games BS	1	Philosophy of Science BA	1
Architecture MAR	34	Gender Studies BA	3	Physician Assistnt Studies MPS	10
Art History HBA	1	Geography BS	3	Physics HBS	1
Art Tchg BFA	1	Geoscience BSG	6	Political Science BA	13
Asian Studies BA	5	German HBA	1	Pre Architectural Studies BS	1
Athletic Training BS	1	Graphic Design BFA	1	Pre Biomedical Engineering BS	1
Audiology AUD	1	Health Promotion & Educatn BS	3	Pre Business BA	2
Ballet BFA	1	Health, Society and Policy BS	12	Pre Computer Engineering BS	1
Biology BA	15	History BA	9	Pre Computer Science BS	2
Biomedical Engineering BIO	3	History Tchg BA	1	Pre Education BS	1
Biotechnology PSM	1	Information Systems BS	8	Pre Electrical Engg BS	1
Business Administration BS	10	International Studies BA	65	Pre Games BS	2
Chemical Engg HCH	4	International Studies HBA	4	Pre Mechanical Engg BS	1
Chemistry BA	11	Int'l Affairs & Global Entr MS	4	Pre Nursing BS	5
City & Metro Planning MCP	3	Japanese BA	7	Psychology BS	19
Civil Engg BCV	1	Kinesiology BS	10	Public Administration MPA	3
Communication BA	30	Latin American Studies BA	2	Public Health MPH	3
Computer Engineering BCE	1	Linguistics BA	5	Quant Analys of Mkts & Org BS	1
Computer Science BCS	6	Management BA	3	Recreational Therapy BS	1
Criminology BA	5	Marketing BS	3	Russian BA	1
Dentistry DDS	2	Mathematics BS	5	Social Work BSW	26
Design BS	4	Mechanical Engg BME	7	Sociology HBA	1
Economics BS	7	Medical Laboratory Science BS	1	Spanish BA	5
Elementary Education BA	2	Medicine MD	6	Speech & Hearing Science BS	3
Engineering BS	1	Middle East Studies BA	3	Theatre BA	25
English BA	16	Modern Dance BFA	2	Undeclared	7
English Tchg BA	3	Music BA	4	Univ Studies Architecture BUS	1
Environmental & Sustain St HBS	9	Non Matriculated	3	Univ Studies Fine Arts HBU	1
Environmental Humanities MA	1	Nursing BSN	5	Urban Ecology BS	1
Ethnic Studies BS	1	Nursing Practice DNP	2	Writing & Rhetoric Studies BA	1
Family Commun & Human Dev BS	2	Operations & Supply Chain BS	7		
Film and Media Arts BA	36	Parks Recreation & Tourism BS	7		



**BUSINESS - EDUCATION - LAW
SOCIAL & BEHAVIORAL SCIENCE**



**HEALTH - MEDICINE - NURSING
- PHARMACY - SOCIAL WORK**

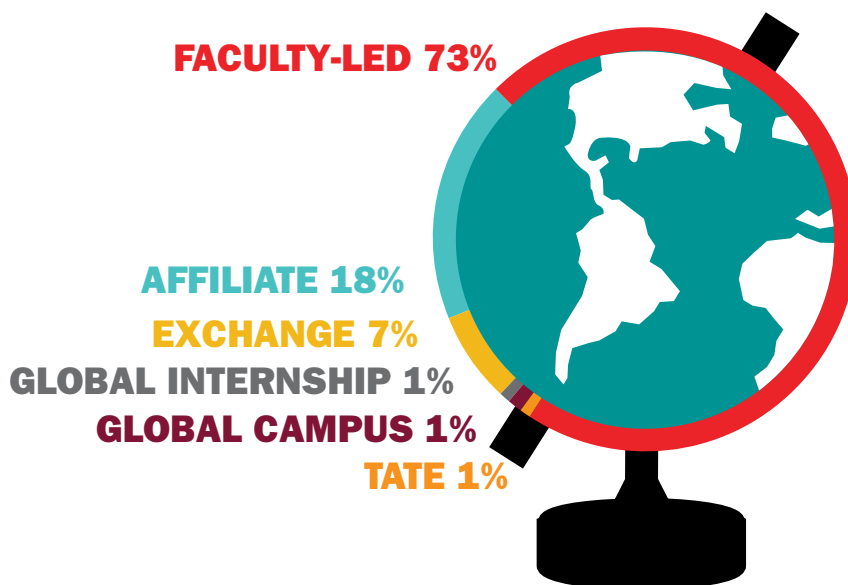
PROGRAM PORTFOLIO

Learning Abroad offers students a wide variety of programming, with over 1000 programs worldwide. In 2018-2019, students participated in 125 different Faculty-Led, Affiliate, Exchange, Global Campus, Global Internship, and Temporary Academic Travel Enrollment (TATE) programs.

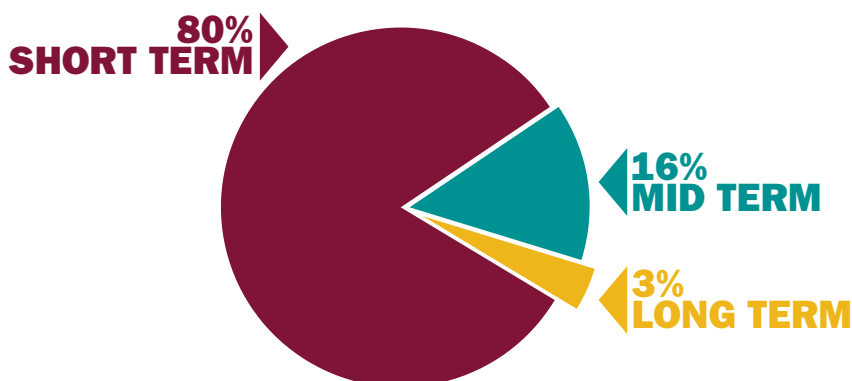
LEARNING ABROAD PROGRAM TYPES

PROGRAM	DESCRIPTION
FACULTY - LED	U of U faculty lead programs & teach U of U courses
AFFILIATE	U of U students join students from across the U.S. to study through organizations that provide on-site support, coursework, internships, & volunteer options
EXCHANGE	U of U students enroll in approved universities abroad for one to two semesters
GLOBAL CAMPUS	U of U international extended campuses offering U of U credit abroad
GLOBAL INTERNSHIP	U of U partner organizations provide unique workplace experiences abroad through direct relationships with companies, organizations, and governments
TATE	U of U programs offering U of U credit for individual students

PERCENTAGE OF LEARNING ABROAD PARTICIPANTS BY PROGRAM TYPE



PERCENTAGE OF LEARNING ABROAD PARTICIPANTS BY PROGRAM LENGTH*



LEARNING ABROAD PROGRAM LENGTHS*

LENGTH	DESCRIPTION
SHORT TERM	12 Weeks or Less
MID TERM	12 Weeks - 1 Semester
LONG TERM	Calendar or Academic year

AFFILIATE

Affiliate programs offer students the opportunity to live in a variety of locations and study a wide range of disciplines. The University of Utah collaborates with 14 approved Affiliate providers around the globe.

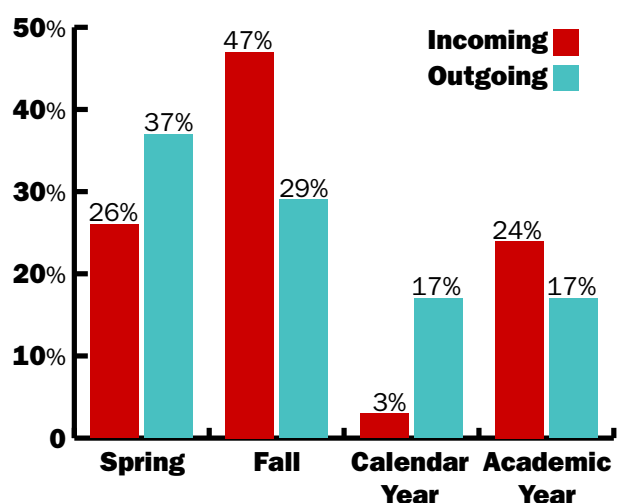
NUMBER OF LEARNING ABROAD PARTICIPANTS BY AFFILIATE & PROGRAM LENGTH

AFFILIATE	SHORT-TERM	MID-LENGTH	LONG-TERM	TOTAL
AMIDEAST	2	-	-	2
CAPA	2	1	-	3
CEA	7	14	-	21
CIEE	17	6	-	23
DIS	8	3	-	11
ISA	11	7	1	19
SRAS	2	1	-	3
TEAN	5	6	-	11
University of Minnesota	-	1	-	1
USAC	5	8	3	16
Semester at Sea	-	2	-	2
Summer School: Seoul National	2	-	-	2
Summer School: UU Amsterdam	1	-	-	1
Summer School: Yonsei	3	-	-	3

EXCHANGE

Learning Abroad supports 37 exchange programs annually. Exchange programs benefit both the University of Utah and our partner universities by increasing the diversity of our campus and promoting global discourse at home and abroad.

EXCHANGE PARTICIPATION BY TERM



MAJORS OF INCOMING EXCHANGE STUDENTS

Note: The majors listed below are self-reported by students

MAJOR	# OF STUDENTS
Accounting	1
Biology	1
Business Administration	6
Chemical Engineering	2
Civil Engineering	1
Computer Science	2
Earth Science	1
Economics	3
Electrical Engineering	1
English	1
Entrepreneurship	2
History	2
International Affairs & Global Enterprise	1
International Studies	1
Marketing	2
Mechanical Engineering	2
Political Science	1
Psychology	1
Social Work	1
Sociology	3

NUMBER OF LEARNING ABROAD STUDENTS BY EXCHANGE PROGRAMS

INSTITUTION	COUNTRY	# OUTGOING STUDENTS	# INCOMING STUDENTS
Aarhus University	Denmark	-	2
Akita International University	Japan	1	2
American College of Greece	Greece	1	-
BI Norwegian Business School	Norway	-	2
Charles III de Madrid University	Spain	1	1
Christian-Albrechts University Kiel	Germany	-	2
Doshisha University	Japan	6	3
Griffith University	Australia	-	-
Heidelberg University	Germany	1	-
Hong Kong University of Science Technology	Hong Kong, China	2	-
Kansai Gaidai University	Japan	-	-
Keele University	United Kingdom	-	-
Ludwig Maximilians University	Germany	-	-
MCI Management Center Innsbruck	Austria	-	1
Nankai University	China	-	-
National Taiwan University	Taiwan	-	2
Nelson Mandela Metropolitan University	South Africa	-	-
Pforzheim University	Germany	1	2
Polytechnic School of the University of Sao Paulo	Brazil	-	-
Seoul National University	South Korea	-	2
Sogang National University	South Korea	-	2
Swansea University	United Kingdom	-	-
Tsinghua University	China	3	1
University Grenoble Alpes	France	1	1
University of Chile	Chile	-	-
University of East Anglia	United Kingdom	1	1
University of Oviedo	Spain	2	2
University of Sydney	Australia	6	2
University of the Americas Puebla	Mexico	3	-
University of Waikato	New Zealand	3	3
VU University Amsterdam	Netherlands	5	2
Waseda University	Japan	4	1
Yonsei University	South Korea	-	2

SCHOLARSHIPS

In 2018-2019, University of Utah students received \$452,778.50 in scholarships for Learning Abroad Programs, significantly increasing student access to global learning opportunities.





SPONSOR	SCHOLARSHIP NAME	# OF AWARDS	TOTAL AMOUNT AWARDED
U of U College of Pharmacy	APhA IPSF - Global Health Travel Scholarship		
U of U Division of Public Health	Global Public Health Learning Abroad Scholarship	2	\$2,000.00
U of U Division on Physician Assistant Studies	Pedersen Family Foundation Scholarship for International Study	5	\$2,900.00
U of U International Programs Office	Dee Foundation Study Abroad Scholarship	0	\$0.00
U of U International Programs Office	Middle East Studies Study Abroad Scholarship	3	\$4,500.00
U of U College of Humanities	Humanities Scholars International Capstone Scholarship		
Honors College	Ecology and Legacy Integrated Minor Learning Abroad Scholarship	13	\$12,750.00
Honors College	Martha Bradley Study Abroad Scholarship	1	\$500.00
Honors College	Kay Linscott Rohrer Study Abroad Scholarship	1	\$1,000.00
U of U Department of Parks, Recreation, and Tourism	Sustainable Tourism & Recreation Experiential Learning Scholarship	1	\$2,500.00
U of U Department of Parks, Recreation, and Tourism	Dr. Kelly and Nate Bricker 'Experience the World' Scholarship	1	\$1,000.00
U of U Department of World Languages & Cultures	Learning Abroad Scholarship	1	350.00
CAPA	CAPA Scholarship	1	\$2,000.00
CIEE	CIEE Gilman Go Global Grant	1	\$1,000.00
CIEE	CIEE Go Abroad Again Grant	1	\$1,585.00
CIEE	CIEE Priority Deadline Grant	6	\$1,500.00
CIEE	Global Access Initiative (GAIN) Grants	6	\$6,500.00
CIEE	Open Campus Grant	6	\$10,000.00
DIS	DIS Diversity Scholarship	1	\$250.00
DIS	DIS General Scholarship	4	\$3,200.00
ISA	N/A	0	\$0.00
TEAN	Need-based Scholarship	1	\$1,500.00
SRAS	N/A	0	\$0.00
Institute of International Education	Benjamin A. Gilman Scholarship	8	\$27,500.00
US Dept of Education*	Foreign Language and Area Studies Scholarship	10	\$76,646.00
CEA Study Abroad	Custom Program Scholarship	1	\$500.00
CEA Study Abroad	CEA Financial Need Grant	2	\$1,000.00
JASSO	JASSO Scholarship		
UMINN	N/A	0	\$0.00
USAC	Kody Bressman Memorial Scholarship	1	\$1,000.00
USAC	Félix Menchacatorre Memorial Scholarship	1	\$500.00
USAC	Network "Dedicated" University Scholarship	3	\$3,000.00
USAC	Explorer Scholarship	2	\$2,000.00
Semester at Sea	Eileen and Ole Mols Scholarship	1	5000
Semester at Sea	ISE Merit Grant	1	900
Semester at Sea	ISE Need Grant	1	5000
Semester at Sea	Pell Match	1	3047.5
Don Barton	Merit Scholarship	1	\$1,000.00
Herta Teitlbaum	Merit Scholarship	2	\$2,000.00
Office for Global Engagment	Social Media Scholarship	4	\$6,000.00
Office for Global Engagment	Photography Scholarship	6	\$6,000.00
Office for Global Engagment	Diversity Scholarship	33	\$28,000.00
Office for Global Engagment	Student Fee Scholarship	220	\$229,000.00
OVERALL SCHOLARSHIPS TOTAL		352	\$452,778.50

GLOBAL U PROGRAM

The Global U Program is designed to help students turn their international experience into transferable skills that are used in their academic studies, their professional careers, and in the community. To complete the program, students earn Learning Abroad Badges for participating in programs. By combining Learning Abroad Programs with Career Development, Community Engagement, Language Immersion, and Research Experience, students learn to articulate their 21st century job skills in a valuable, marketable way.

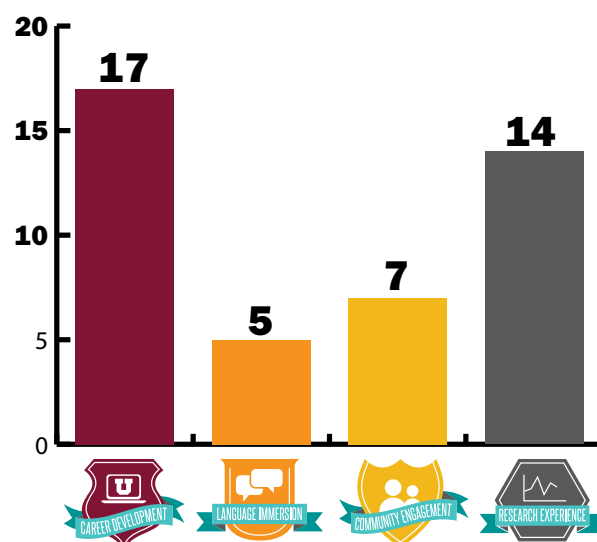
The information in this section represents a summary of the Badges earned by University of Utah students while they were abroad during the 2017-2018 school year.

LEARNING ABROAD BADGES DEFINITIONS & REQUIRED HOURS

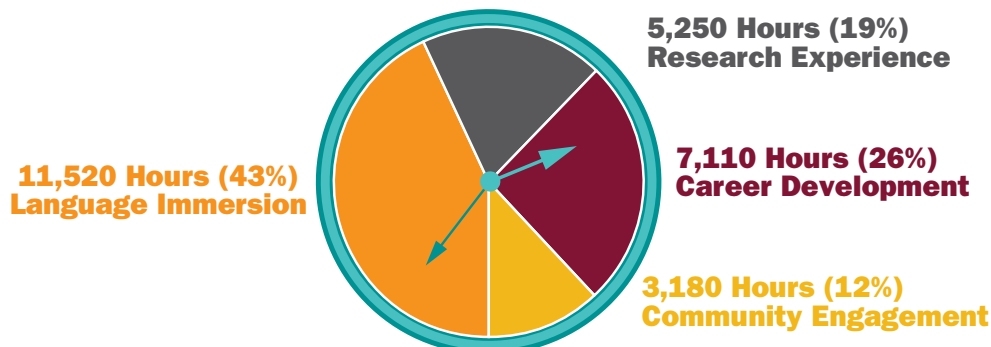
	DESCRIPTION	HOURS
	Helps students incorporate practical professional experience while providing a global context to a student's chosen career field	30
	Encourages students to practice language skills in a variety of settings & understand how language interacts with culture	30
	Allows students to participate in intense academic inquiry & consider how culture impacts international research initiatives	30
	Provides unique insights into the host culture, encourages communication, & contributes to community initiatives	30



FACULTY-LED PROGRAMS OFFERING LEARNING ABROAD BADGES



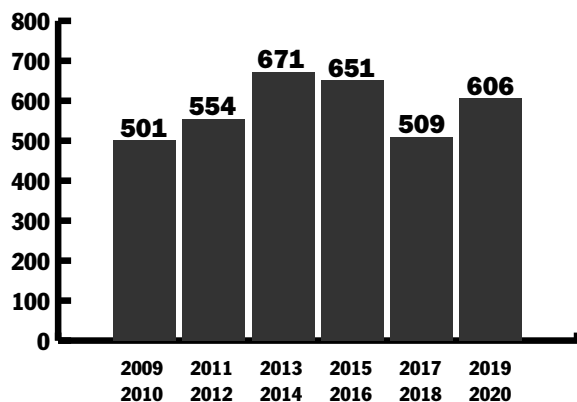
NUMBER OF HOURS SPENT ON LEARNING ABROAD BADGES



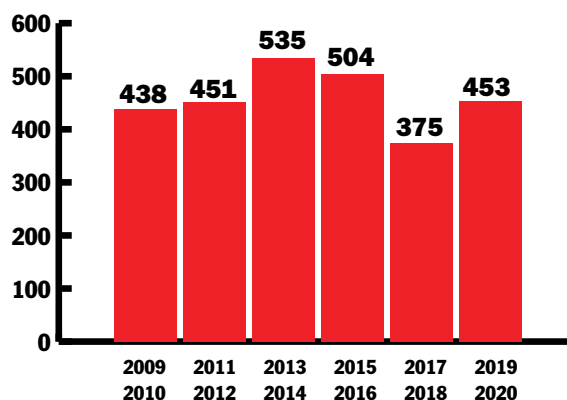
TRENDS

This section provides a macro-overview of enrollment trends by Academic Year in Learning Abroad at the University of Utah since 2009-2010.

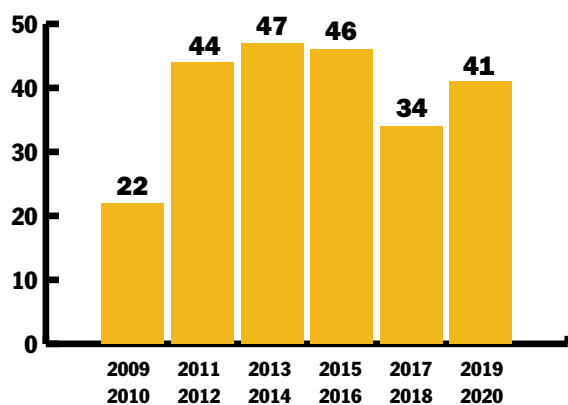
***NUMBER OF LEARNING ABROAD STUDENTS:
OVERALL**



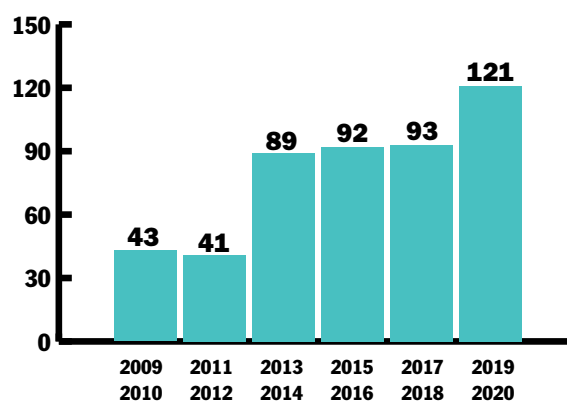
***NUMBER OF LEARNING ABROAD PARTICIPANTS:
FACULTY-LED PROGRAMS**



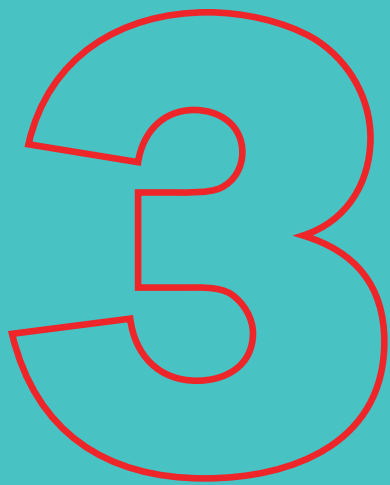
**NUMBER OF LEARNING ABROAD
PARTICIPANTS: EXCHANGE PROGRAMS**



**NUMBER OF LEARNING ABROAD PARTICI-
PANTS: AFFILIATE PROGRAMS**



*The 2016-2017 Academic Year was the first year that the Eccles Global program students were not included in the overall Learning Abroad student data.



OTHER UNIVERSITY OF UTAH DEPARTMENTS

Three additional offices at the University of Utah are engaged in global learning. The following section is an overview of departmental data, including the Eccles Global program, the Hinckley Institute's Global Internship program, and the Office for Global Engagement Travel Registry.

HINCKLEY

The Hinckley Institute Global Internship Program for U of U students. Global internships are available for undergraduate and graduate students in more than 50 countries.



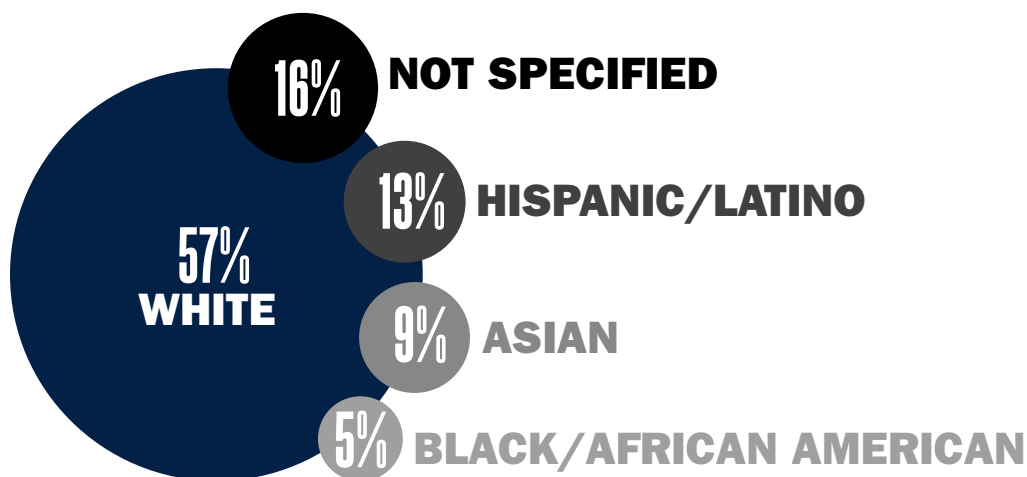
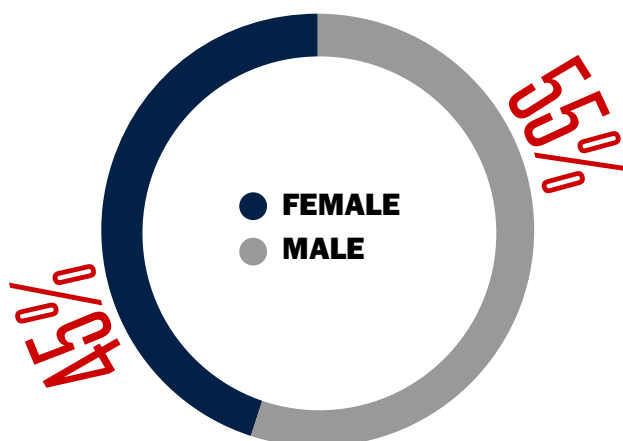
HINCKLEY
INSTITUTE
UNIVERSITY OF UTAH

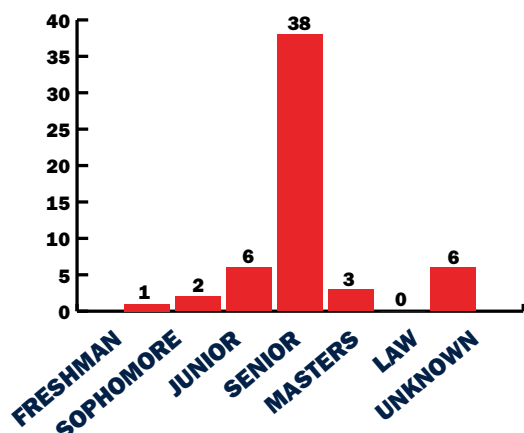
PARTICIPATION

52 STUDENTS
ABROAD

56 PARTICIPANTS
ABROAD

PERCENTAGE OF STUDENTS STUDENTS BY GENDER




**NUMBER OF STUDENTS
BY CLASS STANDING**

ENROLLMENT BY PROGRAM LENGTHS

LENGTH	PERCENTAGE
SHORT-TERM	0%
MID-LENGTH	100%
LONG-TERM	0%

**NUMBER OF STUDENTS BY
HOST COUNTRY**

COUNTRY	HOST COUNTRY
Argentina	1
Australia	15
Belgium	2
Botswana	2
Brazil	1
Cambodia	2
China	1
Denmark	1
Ecuador	1
France	1
Greece	4
India	2
Japan	3
Jordan	2
Kenya	1
Mexico	1
Peru	1
Philippines	1
Poland	1
Rwanda	1
Senegal	1
South Korea	2
Spain	2
Thailand	1
United Kingdom	5
Unknown	1

NUMBER OF STUDENTS BY MAJOR

MAJOR	STUDENTS
Art	1
Communication	3
Computer Engineering	1
Economics	2
English	1
Environmental & Sustainability Studies	1
French	1
Health and Kinesiology	1
Health, Society and Policy	2
International Studies	13
International Affairs and Global Enterprise	2
Kinesiology	1
Marketing	1
Materials Science and Engineering	1
Mathematics	2
Middle East Studies	1
Pre Business	1
Philosophy	1
Political Science	7
Psychology	1
Russian	1
Social Work	1
Spanish	1
Theatre	1
University Studies Fine Arts	1
Undeclared	1
Unknown	6

ECCLES GLOBAL

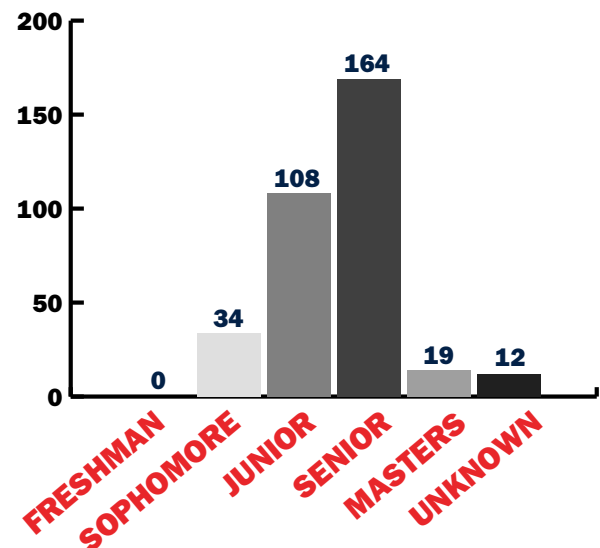
Eccles Global offers learning abroad programs for students enrolled in the David Eccles School of Business at the University of Utah.

PARTICIPATION

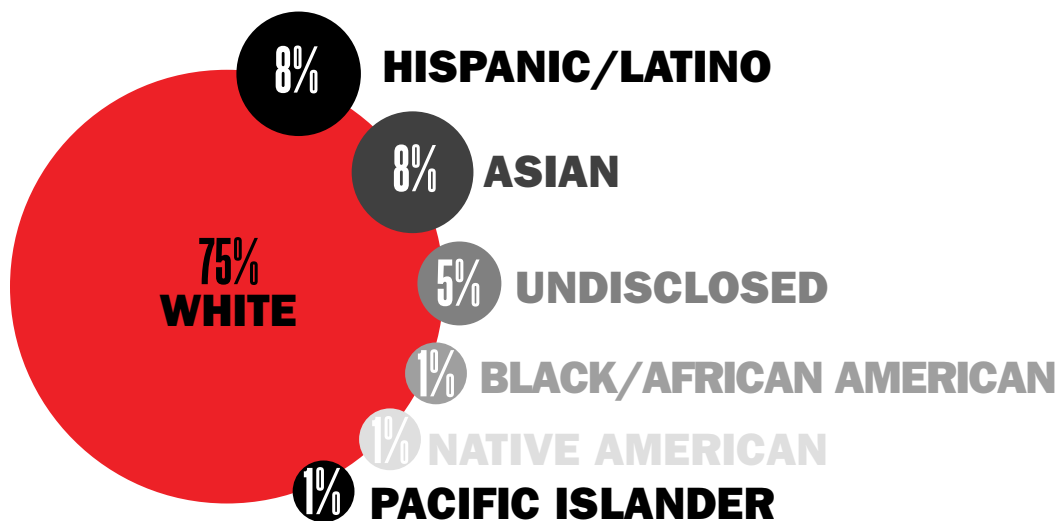
262 STUDENTS
ABROAD

342 PARTICIPANTS
ABROAD

NUMBER OF STUDENTS BY CLASS STANDING

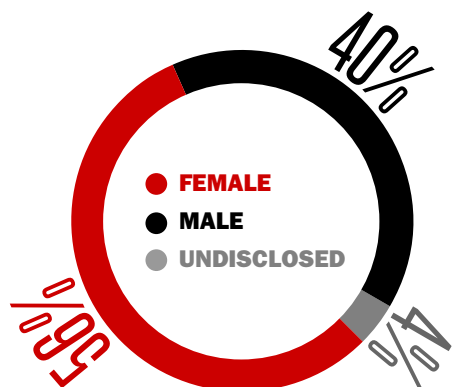


PERCENTAGE OF LEARNING ABROAD STUDENTS BY ETHNICITY



ECCLES GLOBAL

PERCENTAGE OF STUDENTS
STUDENTS BY GENDER



ENROLLMENT BY PROGRAM LENGTHS

LENGTH	PERCENTAGE
SHORT-TERM	94%
MID-LENGTH	6%
LONG-TERM	0%

NUMBER OF PARTICIPANTS BY HOST COUNTRY

COUNTRY	HOST COUNTRY
Australia	20
Czech Republic	11
France	56
Germany	11
Ghana	30
Guatemala	20
Italy	53
Japan	24
Jordan; Israel	13
Malaysia	15
Spain	38
United Kingdom	51

NUMBER OF STUDENTS BY MAJOR


MAJOR	STUDENTS
Accounting	24
Applied Mathematics	2
Biology	1
Biomedical Engineering	4
Business Administration	60
Communication	1
Chemical Engineering	1
Design	1
Economics	2
Entrepreneurship	4
Film and Media Arts	5
Finance	48
French	1
Graphic Design	2
Health, Society, and Policy	1
Health and Kinesiology	1
Healthcare Administration	4
Information Systems	17
Int'l Affairs and Global Enterprise	3
International Studies	9
Kinesiology	1
Management	22
Marketing	54
Mathematics	1
Nursing	3
Operations Management	22
Political Science	1
Pre Business	19
Pre Design	3
Psychology	2
Public Administration	1
Quant Analys of Mkts and Org	10
Unknown	12

TRAVEL REGISTRY DATA


The Office for Global Engagement’s International Travel Registry enables students traveling outside of established programs to receive emergency support services and insurance from the University. Unlike Learning Abroad, Eccles Global, and the Hinckley Institute, the International Travel Registry also tracks non-credit student travel.

PARTICIPATION

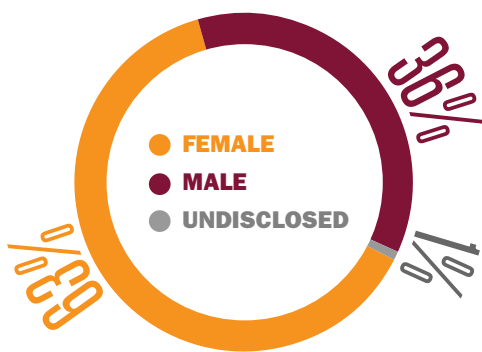
195 PARTICIPANTS ABROAD



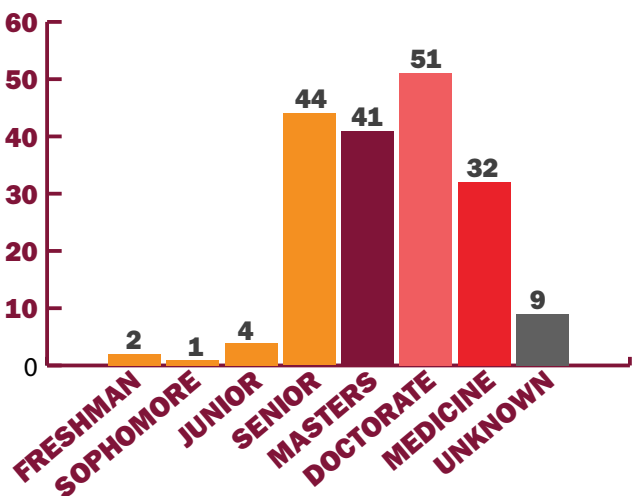
184 STUDENTS ABROAD



PERCENTAGE OF STUDENTS
STUDENTS BY GENDER



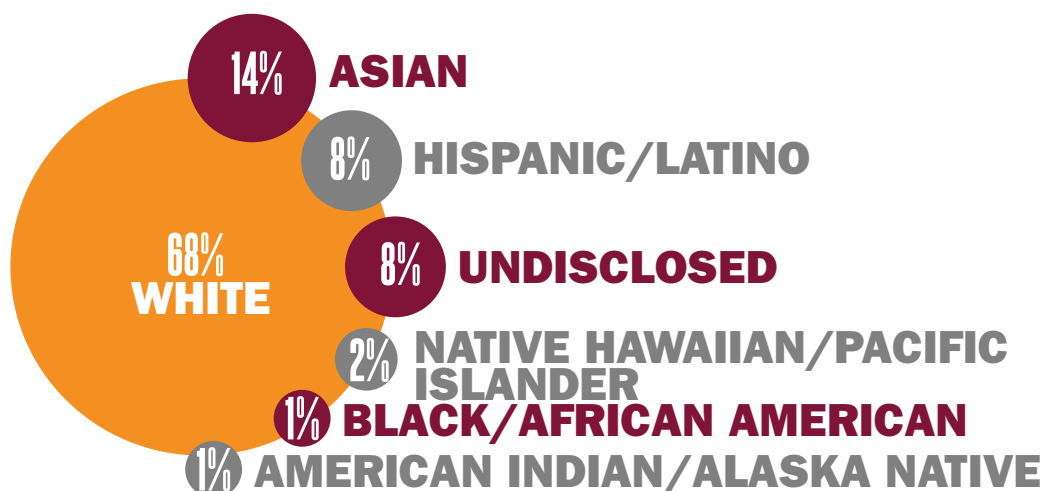
NUMBER OF STUDENTS
BY CLASS STANDING



* LENGTH	SHORT-TERM	MID-LENGTH	LONG-TERM
DESCRIPTION	93%	5%	2%

TRAVEL REGISTRY DATA

PERCENTAGE OF LEARNING ABROAD STUDENTS BY ETHNICITY



NUMBER OF PARTICIPANTS BY HOST COUNTRY

COUNTRY	HOST COUNTRY
Argentina	3
Australia	1
Austria	2
Belgium	1
Bolivia	3
Canada	13
China	14
Costa Rica	2
Cuba	1
Czech Republic	4
Denmark	4
Ecuador	2
Egypt	1
France	4
Germany	1
Ghana	2
Guatemala	4
Haiti	2
Hungary	2
Italy	1
Italy	11
Japan	3
Jordan	1


COUNTRY	HOST COUNTRY
Malaysia	2
Mexico	3
Nepal	5
Netherlands	4
Oman	1
Peru	3
Philippines	2
Poland	4
Puerto Rico	5
Qatar	5
Russia	1
Rwanda	19
Slovakia	1
Singapore	3
South Africa	1
South Korea	28
Sweden	1
Switzerland	2
Tanzania	1
Thailand	4
Tonga	3
United Arab Emirates	1
United Kingdom	4

TRAVEL REGISTRY DATA

NUMBER OF STUDENTS BY MAJOR

MAJOR	STUDENTS
Anthropology	6
Architectural Studies	1
Architectural	1
Architecture	1
Art	3
Ballet	5
Biomedical engineering	1
Biology	5
Business Administration	3
Chemical Engineering	2
Chemistry	2
City & Metro Planning	5
Communication	3
Computer Science	2
Computing	2
Education, Culture, & Society	1
Educational Psychology	1
Electrical and Computer Engineering	2
English	2
Environmental & Sustainability Studies	2
Film and Media Arts	4
Geography	1
Geological Engineering	1
Geology	2
Genetic Counseling	1
Health and Kinesiology	1
Health Promotion and Education	1
Health, Society and Policy	1
International Studies	2
Materials Science and Engineering	2
Mathematics	5
Mechanical Engineering	3

MAJOR	STUDENTS
Medicine	32
Middle East Studies	2
Music	2
Nondegree Credit	1
Non Matriculated	1
Nursing	1
Nursing Practice	14
Parks, Recreation & Tourism	2
Philosophy	2
Political Science	1
Physics	1
Pre Biology	1
Pre Nursing	1
Psychology	4
Public Administration	2
Public Health	25
Quant Analys of Mkts & Org	1
Social Work	4
Sociology	1
Undeclared	2
Urban Ecology	1
Unknown	9
Writing and Rhetoric Studies	1



INSTITUTIONAL DATA

The following data provides combined totals for Learning Abroad Programs, Eccles Global programs, the Hinckley Institute's Global Internship program, and the Office for Global Engagement Travel Registry.

INSTITUTIONAL DATA

NUMBER OF STUDENTS LEARNING ABROAD

